

Transmission of Data (IJG) .....	3
Workflow.....	4
Create a Transmission of Data .....	4
Record/Edit the Transmission of Data .....	9
General.....	9
Version Information .....	9
Officials in Charge.....	10
History .....	12
Documents .....	12
Uploading & Sending Documents.....	13
Sending an unsent non-integral document .....	16
Deletion of an unsent document.....	17
Observations .....	18
Table 1.....	19
Table 2.....	22
Table 5.....	26
Table 6.....	28
Table 8.....	30
Table 9.....	31
Table 10.....	34
Table 12.....	36
Validate the Transmission of Data .....	38
Prepare Transmission of Data for send to EC .....	56
Send the Transmission of Data .....	58
Request by MS for a Review of Transmission of Data .....	59
Delete the Transmission of Data.....	61
Cancel the Transmission of Data.....	63
Create a New Version of the Transmission of Data .....	65



# Transmission of Data (IJG)

## PURPOSE

This document describes the actions related to the Transmission of Data procedure for IJG Programmes as described in Annex VII and Article 42 of the CPR.

## REGULATIONS

More details regarding the regulation of the Transmission of Data can be found in the "[About SFC2021](#)" section of the portal.

## ROLES

Roles involved in the Transmission of Data are:

MS Managing Authority (MSMA)	Record Transmission of Data Upload Transmission of Data Documents Consult Transmission of Data Delete Transmission of Data Validate Transmission of Data Prepare Transmission of Data for send to EC Send Transmission of Data Request by MS for a Review of Transmission of Data Cancel Transmission of Data Create New Version of a Transmission of Data
MS Audit Authority (MSAA)	Consult Transmission of Data

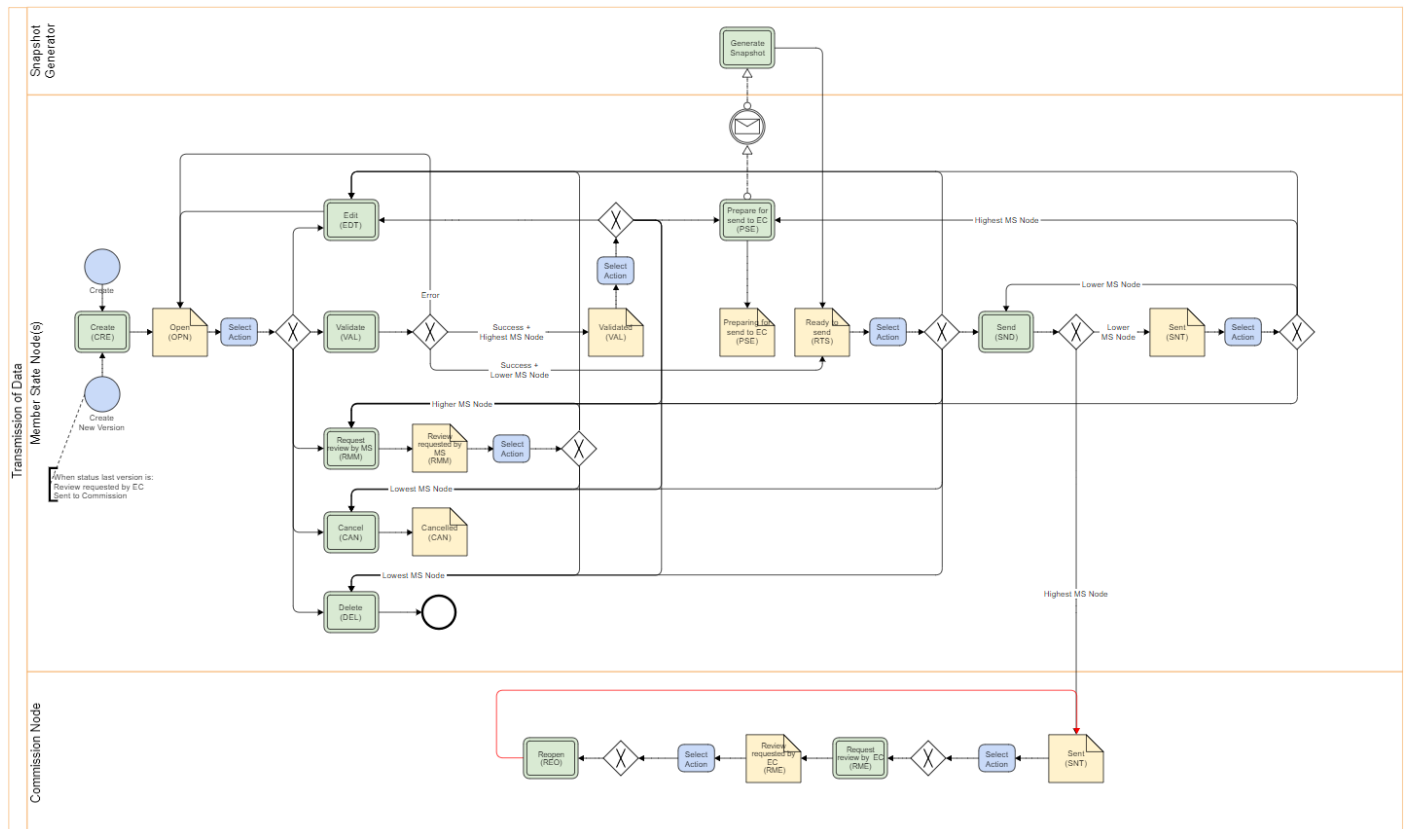
## FUNDS

ERDF	CF	ESF+	JTF
------	----	------	-----

# Workflow

This section shows the lifecycle to create and manage a Transmission of Data .



Click [here](#) to see the Transmission of Data workflow diagram in high resolution.



## Create a Transmission of Data

<p><b>REMARK</b></p>	<p>The User is an identified User and has the role of <b>MS Managing Authority</b> with Update rights (<b>MSMAu</b>).</p> <p>When creating a new Transmission of Data , it does not yet exist.</p> <p>The Programme is managed on the User's Node.</p> <p>There is already an adopted Programme version at Commission level.</p> <p>The version number is a concatenation of the Submission Year and of the month of the cut-off-date of the Transmission of Data Submission Period (ex. 202212). This version number is selected by the User at creation of the Transmission of Data. The work version number is automatically provided by the system and is 0. The following Submission Periods and related Version numbers exist, starting from 31/01/2022, but not before the first adoption date of the Programme, and ending on 31/01/2030:</p> <ul style="list-style-type: none"> <li>• YYYY03 with cut-off-date 31/03 to be submitted by 30/04 of YYYY</li> <li>• YYYY06 with cut-off-date 30/06 to be submitted by 31/07 of YYYY</li> <li>• YYYY08 with cut-off-date 31/08 to be submitted by 30/09 of YYYY</li> <li>• YYYY10 with cut-off-date 31/10 to be submitted by 30/11 of YYYY</li> <li>• YYYY12 with cut-off-date 31/12 to be submitted by 31/01 of YYYY+1</li> </ul> <p>The Source language is copied from the last version of the Programme at Commission level.</p>
----------------------	--

1. To create the Transmission of Data , go to the **MONITORING** menu and select the **TRANSMISSION OF DATA (IJG)** option:



SFC2021

1

HOME

STRATEGIC PLANNING

PROGRAMMING

MONITORING

2

3

Transmission of data

Transmission of data

Transmission of data

Transmission of data

Monitoring committee

Performance review

Enabling conditions

List of selected operations

EXECUTION

IJG

ETC

EMFAF

AMIF ISF BMVI

2. In the search screen click on the **CREATE** button to create a new Transmission of Data :

TOD-IJG list

Search results

Show

Export

Refresh

Clear

+ Create

CCI	Version	Title	Status	Status date	Previous node	Current node
2022FR05FFPR015	202212.0	BPT - Test PRAME CCI	OPEN	05/01/2023	France	France
2021FR16FFPR045	202210.0	PF TEST ML 28/06/22	VALIDATED	19/12/2022	France	France
2021FR16FFPR033	202210.0	Test Com ML	OPEN	19/12/2022	France	France
2021FR16FFPR042	202206.0	PF TEST ML 26/06/22	OPEN	16/12/2022	France	France

You are redirected to the Transmission of Data Creation Wizard:

**CREATE TRANSMISSION OF DATA**

**CCI** 1  
Select a CCI

**Version** 2  
Select a version

Cancel Create 3

3. Select the following information:

(1) Select a *CCI* Number.

The CCI list contains all submitted IJG Programmes managed at the User's Node, and which contain Funds for which the User is registered (Withdrawn versions excluded).

The list returns the CCI, and the Programme English Title retrieved from the last submitted version of the Programme.

(2) Select a *Version*.

The Version list contains all Transmission of Data versions which do not yet exist for the CCI, with a submission cut-off-date smaller than the current date and a first adoption date of the Programme smaller than the current date. The list is in ascending order. Although the submission deadlines are defined in the regulation they don't need to be respected. This means that a Transmission of Data can only be created after the cut-off-date of a Submission Period, but also after the deadline of the Submission Period.

(3) Click on **CREATE**.

The status of the Transmission of Data is **OPEN**.

For IJG, the following tables foreseen in the official template (Annex VII) will be available in the different submission periods:

Submission by	T1	T2	T3	T4	T5	T6	T7	T8	T9	T10	T11	T12
31/01	x	x			x	x		x	x	x		x
30/04	x	x										
31/07	x	x			x	x(1)		x	x	x(2)		x
30/09	x	x										
30/11	x	x										

(1) Material Deprivation Common (EMCO) and Programme Specific Output Indicators not editable in that period

(2) Material Deprivation Common (EMCR) and Programme Specific Result Indicators not editable in that period

The following tables foreseen in the official template (Annex VII) will be available for the IJG module:

#### REMARK

Module	T1	T2	T3	T4	T5	T6	T7	T8	T9	T10	T11	T12
IJG	x ERDF ESF+ CF JTF	x ERDF ESF+ CF JTF			x ERDF CF JTF	x ESF+		x ERDF CF JTF	x ERDF CF JTF	x ESF+		x ERDF ESF+ CF JTF

On Create, the initial Transmission of Data structure is created and a Table of Content (ToC)/Navigation Tree is presented, so the User can continue to populate the structured data of the Transmission of Data.

The Transmission of Data version is linked to the last adopted version of the Programme in force at the cut-off-date.

The Status date of the **ADOPTED BY MS** version will only be used in case there is no 'MS amending decision entry into force date' and when it is not a 'Clerical or editorial amendment'.

The records of Tables 1, 5, 6, 8, 9, 10 are automatically created and populated with the data of the linked Programme version.

The achievement values (non-programme data) are updated with achievement data from the previous submitted Transmission of Data version. See the different Table requirements for the Table specific logic.



	<p>The Tables 2 and 12 will be directly copied from the previous submitted Transmission of Data version. After copying, table 2 for Specific Objective ESO4.13 needs to be updated by setting the Intervention field to 164 (The only code allowed for material deprivation) and the values for Dimensions 2 to 8 should be nullified).</p> <p>The Officials in Charge are copied from the previous Transmission of Data version of the same Programme, when existing.</p>
--	--

## Record/Edit the Transmission of Data

<b>REMARK</b>	<p>The User is an identified User and has the role of <b>MS Managing Authority</b> with Update rights (<b>MSMAu</b>).</p> <p>When editing a version of a Transmission of Data , its status is <b>OPEN</b>, <b>VALIDATED</b>, <b>READY TO SEND</b> or <b>SENT</b> at the level of the Member State or <b>REVIEW REQUESTED BY MS</b> and currently resides on the User's Node.</p>
---------------	--


## General

### *Version Information*

<b>NOTE</b>	<p>The <b>Version Information</b> contains information on the identification and status of the Transmission of Data Version like the CCI, the Programme Title in English, the Version Number, the Status and the Node where it currently resides, and the Programme Version it is linked to.</p> <p>This section is not editable.</p>
-------------	---




## GENERAL

### Version information

CCI	Version	Last modified	Current node	 OPEN
2022FR05FFPR015	202212.0	05/01/2023, 15:00	France	
Title in English				
<b>BPT - Test PRAME CCI</b>				
Programme version				
1.1				

### *Officials in Charge*

<b>NOTE</b>	<p>Officials in Charge can be updated at any time, independent from the status of the Transmission of Data .</p> <p>Commission Officials (email domain "ec.europa.eu") can only be created/updated/deleted by Commission Users.</p> <p>The Officials in Charge are copied from the previous Transmission of Data version of the same Programme, when existing.</p>
-------------	--

- Click on the **ADD** button  to add a new official in charge.
- Clicking on the **EDIT** icon  of a row will allow you to modify the information of this official.
- Clicking on the **DELETE** icon  of a row will allow you to delete the official in charge selected.

1. Click on the **ADD** button to add a new Official in Charge:

**Table of Contents** <

GENERAL

Search: Type to filter TOC

- General
  - Version information
  - Officials in charge**
  - History
  - Documents
  - Observations
- Table 1
- Table 2
- Table 5

### Officials in charge ⓘ


Name	Phone	Email	Language	Valid from	Valid until	Actions
No items to display						

**+ Add**

The Edit details pop-up window appears:

### Edit row


**Name \*** 248

 Some One **1**


**Email \*** 243

@ test@test.com **2**


**Phone** 50

 **3**


**Language**


 **4**

**Valid from**

 **5**

**Valid until**

 **5**

**6** **Save** 

Cancel

2. Enter or select the following information:

(1) Enter the *Name*.

(2) Enter the *Email*.

The format of the Email address will be validated by the system and should be unique.

(3) Enter the *Phone* number.

(4) Select the *Language*.

(5) Enter the *Valid from* and *Valid until* dates.

The *Valid until* date should be greater than the *Valid from* date.

(6) Click on **SAVE** to save the information.

## History

This section shows all the actions that have been taken on the Transmission of Data since it was created, for example:

The screenshot shows a user interface with a 'Table of Contents' on the left and a 'History' section on the right. The 'Table of Contents' includes links to 'General', 'Version information', 'Officials in charge', 'History' (selected), 'Documents', 'Observations', and 'Table 1'. The 'History' section displays a list of actions taken on the 'Abruzzo (IT01)' node. The first action is 'Edit' by 'Gsb (External), Ste (n005mfl1)' on 03/01/2023 at 14:40. The second action is 'Create' by the same user on 03/01/2023 at 14:22. Each action entry includes an 'OPEN' button.

## Documents

<b>NOTE</b>	<p>The <b>Documents</b> list shows all documents uploaded against this version of the Transmission of Data by Member State and by Commission. Member State Users see all their own Documents and the sent Commission Documents. Commission Users see all their own Documents, unsent Integral Member State Documents and sent Member State Documents.</p> <p><b>Only unsent documents can be deleted. Once a document has been sent to the Commission it cannot be deleted.</b></p>
-------------	---

The following documents will be foreseen:

Description	Internal Code	Non-Integral (1)	Integral (2)	System (3)	Required (4)
Other Member State Document	TOD.OM	X			
Snapshot of data before send	SNP.TODSNT		X	X	X

(1) Document can be sent at any time

(2) Document will be automatically sent when the Object is sent





(3) Document automatically created by the system

(4) Document required in the system before a next action can be executed

## Uploading & Sending Documents

<b>NOTE</b>	<b>Only unsent documents can be deleted. Once a document has been sent to the Commission it cannot be deleted.</b>
-------------	--

Multiple documents can be uploaded in the Transmission of Data .

- Clicking on the **ADD** button  will open a pop-up window allowing you to add a new document type with attachments.
- Selecting a document row and clicking on the **VIEW** icon  will allow you to view the document information.
- Selecting a document row and clicking on the **EDIT** icon  will allow you to modify the document information. If a document of type 'Other Member State Document' must be sent, you can select the edit icon in order to send the document.
- Selecting a document row and clicking on the **DELETE** icon  will allow you to delete the document and all attachments.

<b>REMARK</b>	<p><b>Integral Documents</b> (Official Proposal etc) are only sent - together with the encoded data – once the Transmission of Data is sent to the EC.</p> <p><b>Referential/non-integral Documents</b> (ie. 'Other Member State Document') can be sent at any time independently of the status of the Transmission of Data .</p> <p>The 'Other Member State Document' type demands a manual submission (they are NOT sent automatically when the object is sent to the EC).</p> <p><b>A non-integral document is only visible to the Commission when the SENT DATE is visible.</b></p>
---------------	---

1. Click on the **ADD** button to add a new document:

**Table of Contents**

- General
  - Version information
  - Officials in charge
  - History
  - Documents**
  - Observations
- Table 1

GENERAL

Documents annexed to this transmission of data version 

Add

Title	Document type	Document date	Local reference	Commission reference	Files	Sent date	Sent by	Actions
No items to display								

The Edit document details pop-up window appears:

**Document**

Document title \*

1

Document type \*

2

Document date \*

3

05/01/2023

Local reference

4

**ATTACHED FILES**

Add

5

Title	Type	Language	File / Upload	Action
-------	------	----------	---------------	--------

2. Enter or select the following information:

(1) Enter a *Document Title* for your Document.

(2) Select a *Document Type*.

(3) Enter a *Document Date*.

The system automatically fills the field with today's date, but this can be modified.



(4) Enter a *Local reference*.

(5) Click on the **ADD** button to add a new attachment:

- You can add multiple attachments by clicking on the **ADD** button.
- You can remove unwanted attachments by selecting the attachment and clicking on the **REMOVE** button.

The **Attached files** window becomes editable:

ATTACHED FILES + Add

Title	Type	Language	File / Upload	Action
TOD	Main	en. English	<b>Browse</b> File uploaded!	 

Cancel Save **Save & Send**

3. Enter or select the following information:

(1) Enter a *Title* for your attachment.

(2) Select the *Type* of the document.

It is possible to select from these 4 types: Annex, Cover Letter, Main or Translation.

(3) Select the *Language* of the document.

(4) Click on **BROWSE** to select the file that you want to add as an attachment.

(5) After the attachments are uploaded click on **SAVE & SEND**.

<b>REMARK</b>	Integral document types will only display the <b>SAVE</b> button and will be sent when the Transmission of Data is sent to the Commission. Non-integral document types (such as 'Other Member State Documents') will display the <b>SAVE</b> button and a <b>SAVE &amp; SEND</b> button, and must be sent independently of the Transmission of Data .
---------------	---

## Sending an unsent non-integral document

<b>NOTE</b>	<b>Only unsent documents can be deleted. Once a document has been sent to the Commission it cannot be deleted.</b>
-------------	--

- Once the document and attachment(s) have been uploaded click on the **EDIT** icon in the row containing the unsent document:

**Table of Contents**

- General
  - Version information
  - Officials in charge
  - History
  - Documents
  - Observations
- Table 1
- Table 2

GENERAL

+ Add

Documents annexed to this transmission of data version ?

Title	Document type	Document date	Local reference	Commission reference	Files	Sent date	Sent by	Actions
TOD document	Other Member State document	03/01/2023			1			<div> <div></div> <div></div> <div></div> </div>

- Click on **SAVE & SEND** to send the document to the Commission:

ATTACHED FILES

+ Add

Title	Type	Language	File / Upload	Action
TOD	Main	en. English	TOD.docx	<div> <div></div> <div></div> </div>

Cancel
Save
Save & Send



<b>REMARK</b>	The <b>SAVE &amp; SEND</b> button will only be shown for documents which are not integral part of the Object and after at least one attachment was added.
---------------	---

## Deletion of an unsent document

<b>NOTE</b>	<b>Only unsent documents can be deleted. Once a document has been sent to the Commission it cannot be deleted.</b>
-------------	--

1. In the row of a previously uploaded unsent document click on the **DELETE** icon to delete the document and associated attachments:

**Table of Contents**

Type to filter TOC

- General
  - Version information
  - Officials in charge
  - History
  - Documents**
  - Observations
- Table 1
- Table 2

GENERAL

Documents annexed to this transmission of data version ⓘ

+ Add

Title	Document type	Document date	Local reference	Commission reference	Files	Sent date	Sent by	Actions
TOD document	Other Member State document	03/01/2023			1			<div> <div></div> <div></div> <div></div> </div>

A confirmation window appears:

Delete document

✕

Are you sure you want to delete the document with title "TOD document"? This action cannot be undone.

Cancel

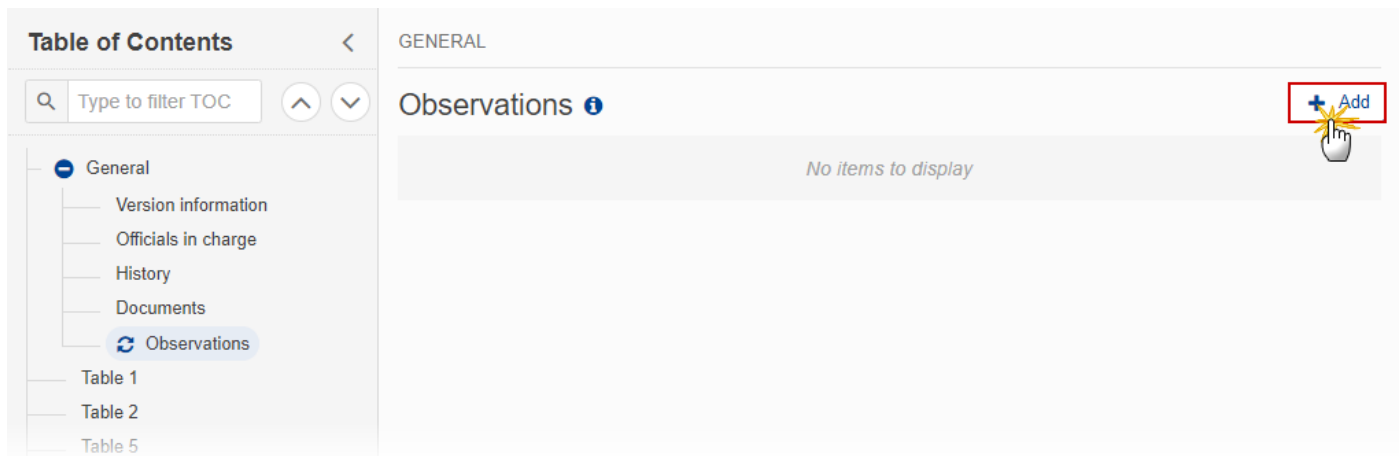
OK

2. Click on **OK** to confirm deletion. Click on **CANCEL** to return to the document section.

## Observations

<b>NOTE</b>	<p>This section is used to provide any relevant information to the Transmission of Data . It can be used as a type of 'chat' between the Member State and Commission.</p> <p>All Users who have Read permission on the Transmission of Data will be able to read all observations in the conversation.</p> <p>All Users who have Update permission on the Transmission of Data will be able to send an observation and participate in the conversation.</p> <p>All observations are kept against the specific version of the Transmission of Data .</p> <p>The observation is added below the Observations box and includes the username, the date and time of the post.</p>
-------------	--

1. Click on the **Add** button to add an observation:



The Add new observation screen appears:

## GENERAL

### Observations ⓘ

#### Add new observation

Should I add the extra information as a document?

3951

1

Cancel

Save



2. Enter the following:

(1) Enter an observation.


(2) Click on **SAVE** to save the information.

### Table 1

<p><b>NOTE</b></p>	<p>The records are automatically foreseen from the linked Programme version. There is a record for each distinct Priority (non-Technical Assistance and Technical Assistance), Specific Objective (only for non-Technical Assistance), Fund [and Category of Region] combination in Programme Table 4, plus a record for each Priority dedicated to Material Deprivation (ESO4.13) which doesn't have a Table 4.</p> <p>The "Category of region" column will only be shown for IJG Programmes containing ERDF or ESF+.</p> <p>The JTF records do not have the detail per JTF Allocation Type.</p> <p>The "Basis for calculation" will be the one defined against the Priority, Fund [and Category of Region], as it doesn't exist at Specific Objective level.</p> <p>The "Total financial allocation" in column 6 should always be without Technical Assistance.</p> <p>The "Total financial allocation" in column 6 will be the Total amount per Priority, Specific Objective (only for non-Technical Assistance), Fund [and Category of Region] from Programme Table 4, divided by the following co-financing rate:</p> <ul style="list-style-type: none"> <li>For IJG Art.36(4) programmes, this co-financing rate will be the one defined against the Priority, Fund [and Category of Region] in Programme Table 11 Column (f). For JTF it will be the one at the level of the total JTF, so not per JTF Allocation Type.</li> <li>For IJG Art.36(5) programmes, this co-financing rate will be the one defined against the Priority, Fund [and Category of Region] in Programme Table 11 Column (h). For JTF this calculation will be done at the level of the total JTF, so not per JTF Allocation Type.</li> </ul> <p>For Material Deprivation (ESO4.13) which doesn't have a Table 4, the "Total financial allocation" needs to come from Programme Table 11 where there is no Specific Objective, but the Priority is dedicated to only Material Deprivation (ESO4.13) anyway:</p> <ul style="list-style-type: none"> <li>For IJG Art.36(4) programmes, the "Total financial allocation" = Programme Table 11 (e).</li> <li>For IJG Art.36(5) programmes, the "Total financial allocation" = Programme Table 11 ((b)+(i)) / (h).</li> </ul> <p>The "Co-financing rate" in column 7 will be the one defined against the Priority, Fund [and Category of Region] in Programme Table 11 (IJG) (Column (f) for TA 36(4) and (h) for TA 36(5)). For JTF it will be the one at the level of the total JTF, so not per JTF Allocation Type.</p> <p>The "Proportion of the total financial allocation covered with selected operations (%)" is calculated ((column 8/column 6)*100) and is persisted.</p> <p>The "Proportion of the total financial allocation covered by eligible expenditure declared by beneficiaries (%)" is calculated ((column 11/column 6)*100) and is persisted.</p> <p>All editable fields are mandatory. This will not be checked in the form but in validation rule 125.</p>
--------------------	---

1. Click on the **EDIT** button to enter the values in the table:




Table 1: Financial information at priority and programme level for the ERDF, the ESF+, the Cohesion Fund, the JTF and the EMFAF (point (a) of Article 42(2)) 

Cumulative data on the financial progress of the programme					
8	9	10	11	12	13
Total eligible cost of selected operations (EUR)	Contribution from the funds to selected operations (EUR)	Proportion of the total financial allocation covered with selected operations (%)	Total eligible expenditure declared by beneficiaries	Proportion of the total financial allocation covered by eligible expenditure declared by beneficiaries (%)	Number of selected operations
<div>1</div>	<div>2</div>		<div>3</div>		<div>4</div>
0.00	0.00	0.00%	0.00	0.00%	0
0.00	0.00	0.00%	0.00	0.00%	0
0.00	0.00	0.00%	0.00	0.00%	0

Cancel

5

Save



2. Enter the following:

- (1) Enter the *Total eligible cost of selected operations (EUR)*.
- (2) Enter the *Contribution from the funds to selected operations (EUR)*.
- (3) Enter the *Total eligible expenditure declared by beneficiaries*.
- (4) Enter the *Number of selected operations*.
- (5) Click on **SAVE** to save the information.

## Table 2

REMARK

The data in Table 2 can be entered manually (1) or via the import of an Excel file (2). An Import button is foreseen to allow the import of Table 2 data from a correctly formatted **Excel file template available [here](#) on our Portal**.

Table 2: Breakdown of the cumulative financial data by type of intervention for the ERDF, the ESF+, the Cohesion Fund and the JTF (point (a) of Article

1 + Add

2 Import from Excel...

Characteristics of expenditure	Categorisation dimension

The import will delete all existing records and add all records from the Excel. When not all records from the Excel file could be imported successfully, the following alert will be displayed “Not all records from the Excel file were imported because the format was not correct or because the codes do not exist”, followed by the list of none imported records.

NOTE

The “Category of region” column will only be shown for IJG Programmes containing ERDF or ESF+.

A subtotal per Fund and Category of Region and a grand total are foreseen on the 3 Financial data columns.

All fields are mandatory when applicable.


- Click on the **ADD** button to enter the values manually in the table (1) or click on the down arrow  to **IMPORT FROM EXCEL (2)**:

Table of Contents

Q

Type to filter TOC

^

v

General

Version information

Officials in charge

History

Documents

Observations

Table 1

Table 2

No validation result available

Table 2: Breakdown of the cumulative financial data by type of intervention for the ERDF, the ESF+, the Cohesion Fund and the JTF (point (a) of Article


1 + Add


2 Import from Excel...

Characteristics of expenditure			Categorisation dimension	
Priority	Specific objective	Fund	Intervention field	Form of support

No Rows To Show

The Edit details pop-up window appears:

Table 2: Breakdown of the cumulative financial data by type of intervention for the ERDF, the ESF+, the Cohesion Fund and the JTF (point (a) of Article 42(2)) 

Priority, Specific Objective, Fund [and Category of Region] *			1
Select a priority, specific objective, fund [and category of region]			
CATEGORISATION DIMENSION			
1. Intervention field *			2
Select an intervention field			
2. Form of support *			3
Select a form of support			
3. Territorial delivery dimension *			4
Select a territorial delivery dimension			
4. Economic activity dimension *			5
Select an economic activity dimension			
5. Location dimension *			6
Select a location dimension			
6. ESF+ secondary theme			7
Select an ESF+ secondary theme			
7. Gender equality dimension *			8
Select a gender equality dimension			
8. Macro-regional and sea-basin dimension *			9
Select a macro-regional and sea-basin dimension			
FINANCIAL DATA			
Total eligible cost of selected operations (EUR) *	Total eligible expenditure declared by beneficiaries *	Number of selected operations *	
10	11	12	
<div> <div>Cancel</div> <div>Save </div> </div>			13

2. Enter or select the following:

(1) Select the *Priority, Specific Objective, Fund [and Category of Region]*.

The list of Priority, Specific Objective, Fund [and Category of Region] combinations comes from the linked Programme version. For JTF they will not contain the JTF Allocation Type. The list contains a record for



each distinct Priority, Specific Objective, Fund [and Category of Region] combination in Programme Table 4, plus one for each Priority dedicated to Material Deprivation (ESO4.13) which doesn't have a Table 4.

**(2)** Select the *Intervention field*.

For non-Technical Assistance Priorities, the Intervention Field list will contain all non-Technical Assistance Intervention Fields valid for the Priority's Specific Objective and Fund. For Technical Assistance Priorities, the Intervention field list will contain all Technical Assistance Intervention Fields.

**(3)** Select the *Form of support*.

The Form of support list contains all Forms of support (FIN). The field is mandatory for non-Technical Assistance Priorities, and optional for Technical Assistance Priorities. For Priorities dedicated to Material Deprivation (ESO4.13), this field will be disabled.

**(4)** Select the *Territorial delivery dimension*.

The Territorial delivery dimension will contain all Territorial delivery mechanisms (TDM) used in the Programme for the Priority, Specific Objective, Fund and Category of Region. As there is no TDM in the Programme for Technical Assistance Priorities and for Priorities dedicated to Material Deprivation (ESO4.13), this field will be disabled in those cases.

**(5)** Select the *Economic activity dimension*.

The Economic activity dimension list will contain all Economic activities. For Priorities dedicated to Material Deprivation (ESO4.13), this field will be disabled.

**(6)** Select the *Location dimension*.

The Location dimension list will contain all region NUTS codes. For Priorities dedicated to Material Deprivation (ESO4.13), this field will be disabled.

**(7)** Select the *ESF+ secondary theme*.

The ESF+ secondary theme list will contain all ESF+ secondary themes (ESF) but will only be enabled on ESF+ Priorities. For Priorities dedicated to Material Deprivation (ESO4.13), this field will be disabled.

**(8)** Select the *Gender equality dimension*.

The Gender equality dimension list will contain all Gender equality values. For Priorities dedicated to Material Deprivation (ESO4.13), this field will be disabled.

**(9)** Select the *Macro-regional and sea-basin dimension*.

The Macro-regional and sea-basin dimension list will contain all Macro-regional and sea-basin strategies. For Priorities dedicated to Material Deprivation (ESO4.13), this field will be disabled.

**(10)** Enter the *Total eligible cost of selected operations (EUR)*.

**(11)** Enter the *Total eligible expenditure declared by beneficiaries*.

**(12)** Enter the *Number of selected operations*.

**(13)** Click on **SAVE** to save the information.

## Table 5

<p><b>NOTE</b></p>	<p>The records for Programme Specific, Reserved and Common ERDF, CF and JTF Output Indicators are automatically foreseen from Table 2 of the linked Programme version, both for non-Technical Assistance and Technical Assistance Priorities. Additionally, when Common Output sub-Indicators (“of which”) have been defined for reporting, they will automatically be foreseen for the Indicators coming from Table 2. These Common Output sub-Indicators (“of which”) will not have a Milestone, nor a Target. Programme Specific and Reserved Indicators are always Main Indicators without sub-indicator.</p> <p>Additionally, for JTF, all other Common ESF+ Output Indicators valid for the Specific Objective JSO8.1 and Fund JTF and not available in the Programme Table 2, will automatically be foreseen for each such Priority with Fund JTF and Specific Objective JSO8.1.</p> <p>The “Category of region” column will only be shown for IJG Programmes containing ERDF.</p> <p>For ERDF and CF, only columns 11, 12 and 13 are editable. Column 13 is always editable and optional.</p> <p>For JTF, only columns 11, 12 and 13 are editable. Column 13 is always editable and optional.</p> <p>Check this <a href="#">FAQ</a> to see in what cases columns 11 and 12 are editable and to know what the formulas are used to calculate the values of “Implemented operations”.</p>
--------------------	---

1. Click on the **EDIT** button to enter the values in the table:

**Table of Contents**

Q Type to filter TOC

- General
- Table 1
- Table 2
- Table 5**
- Table 6
- Table 8
- Table 9
- Table 10
- Table 12


**Table 5: Common and programme specific output indicators for the ERDF, the Cohesion Fund, the JTF and the EMFAF (point (b) of Article 42(2))**

Data on output indicators from the programme (extracted from table 2 of point 2.1.1.1.2 of Annex V)

1	2	3	4	5	6-7	8	9
Priority	Specific objective	Fund	Category of region	ID	Indicator name	Measurement unit	M
2	RSO1.5	ERDF	More developed	RCO 05	New enterprises supported	enterprises	

**Edit**


The Edit details pop-up window appears:

Table 5: Common and programme specific output indicators for the ERDF, the Cohesion Fund, the JTF and the EMFAF (point (b) of Article 42(2)) 

Data on output indicators from the programme (extracted from table 2 of point 2.1.1.1.2 of Annex V)								
1	2	3	4	5	6-7	8	9	
Priority	Specific objective	Fund	Category of region	ID	Indicator name	Measurement unit		
2	RSO1.5	ERDF	More developed	RCO 05	New enterprises supported	enterprises		

Cancel

Save

Table 5: Common and programme specific output indicators for the ERDF, the Cohesion Fund, the JTF and the EMFAF (point (b) of Article 42(2)) 

Progress in output indicators to date					
9	10	11	12	13	
Measurement unit	Milestone (2024)	Target (2029)	Selected operations 31/12/2022	Implemented operations 31/12/2022	Comments
enterprises	0.00	10,000.00	1	2	3

Cancel

Save

2. Enter the following:

(1) Enter the *Selected operations*.

(2) Enter the *Implemented operations*.

(3) Enter the *Comments* if necessary.

(4) Click on **SAVE** to save the information.

## Table 6

<p><b>NOTE</b></p>	<p>All records for Programme Specific, Reserved and Common ESF+ Output Indicators available in Table 2 of the linked Programme version are automatically foreseen. Additionally, all other Common ESF+ Output Indicators valid for the Specific Objective and Fund, for each Priority, Specific Objective, Fund and Category of Region, not available in the Programme Table 2 will be automatically foreseen.</p> <p>Only columns 9 (when a total target already exists in the Programme), 10 and 12 are editable. Column 12 is always editable and optional.</p> <p>Check this <a href="#">FAQ</a> to see in what cases columns 9 and 10 and their gender breakdown are editable and mandatory/optional and to know what formulas are used to calculate the values.</p> <p>The check on mandatory fields will not be done in the form but in validation rules 130 and 131.</p>
--------------------	--

1. Click on the **EDIT** button to enter the values in the table:

**Table of Contents**

Q Type to filter TOC

- General
- Table 1
- Table 2
- Table 5
- Table 6**
- Table 8
- Table 9
- Table 10
- Table 12

No validation result available

**Table 6: Common and programme specific output indicators for the ESF+ (point (b) of Article 42(2))**

Data on all common output indicators as set out in Annexes I, II and III of the ESF+ Regulation and on programme-specific indicators (extracted)

1	2	3	4	5	6	7
Priority	Specific objective	Fund	Category of region	ID	Indicator name	Measurement unit
1	ESO4.12	ESF+	More developed	EEC O01	Total number of participants	persons
1	ESO4.12	ESF+	More developed	EEC O06	Children below 18 years of age	persons
1	ESO4.12	ESF+	More developed	EEC O07	Young people between 18 and 29 years of age	persons
1	ESO4.12	ESF+	More developed	EEC O08	Participants above 54 years of age	persons
1	ESO4.12	ESF+	More developed	EEC O12	Participants with disabilities	persons

The Edit details pop-up window appears:

Table 6: Common and programme specific output indicators for the ESF+ (point (b) of Article 42(2)) ⓘ

Data on all common output indicators as set out in Annexes I, II and III of the ESF+ Regulation and on programme-specific indicators (extracted from table 2 of point 2.1.1.2 of Annex V and table 2 of point 2.1.1.2.2 of Annex V)

1	2	3	4	5	6	7	8	9		
								Target (2029)		
Priority	Specific objective	Fund	Category of region	ID	Indicator name	Measurement unit	Milestone (2024)	M	F	N
1	ESO4.12	ESF+	More developed	EEC O01	Total number of participants	persons	0.00			1
1	ESO4.12	ESF+	More developed	EEC O06	Children below 18 years of age	persons				
1	ESO4.12	ESF+	More developed	EEC O07	Young people between 18 and 29 years of age	persons				
1	ESO4.12	ESF+	More developed	EEC O08	Participants above 54 years of age	persons				
1	ESO4.12	ESF+	More developed	EEC O12	Participants with disabilities	persons				
1	ESO4.12	ESF+	More developed	EEC O13	Third country nationals	persons				
1	ESO4.12	ESF+	More developed	EEC O14	Participants with a foreign background	persons				

Cancel Save

Table 6: Common and programme specific output indicators for the ESF+ (point (b) of Article 42(2)) ⓘ

Progress in output indicators

10	11	12							
Values achieved to date 31/12/2022	Achievement ratio								
M	F	N	T	M	F	N	T	Comments	
2								3	

Cancel Save 4

2. Enter the following:

- (1) Enter the values for *Target (2029)*.
- (2) Enter the values for *Values achieved to date...*
- (3) Enter the *Comments* if necessary.
- (4) Click on **SAVE** to save the information.

<b>REMARK</b>	<p>The system assumes that for Output Indicators, the Target values and Achievement values are always in absolute numbers.</p> <p>The Achievement ratio is always displayed as a nominal value, not as a percentage.</p> <p>On save, when Specific Objective is not ESO4.12, the system will calculate and overwrite the achievement per gender and total for EECO01. Should be EECO02 + EECO04 + EECO05.</p>
---------------	---

**Table 8**

<b>NOTE</b>	<p>All records are automatically foreseen.</p> <p>Only columns 4 and 5 are editable under the sub-indicators (“of which”). Column 4 is mandatory, column 5 is optional.</p> <p>The formula to calculate the value for column 4 of indicator RCO01 = RCO01a+RCO01b+RCO01c+RCO01d.</p>
-------------	--

1. Click on the **EDIT** button to enter the values in the table:

**Table of Contents**

Q Type to filter TOC

- General
- Table 1
- Table 2
- Table 5
- Table 6
- Table 8**
- Table 9
- Table 10
- Table 12


No validation result available

**Table 8: Multiple support to enterprises for the ERDF, the Cohesion Fund and the JTF at programme level (point (b) of Article 42(2))**

**Edit**


1	2-3	4	5
ID	Indicator name	Number of enterprises net of multiple support by 31/12/2022	Comments
RCO01	Enterprises supported (of which: micro, small, medium, large)		
RCO01a	of which: micro		
RCO01b	of which: small		
RCO01c	of which: medium		
RCO01d	of which: large		

The Edit details pop-up window appears:

Table 8: Multiple support to enterprises for the ERDF, the Cohesion Fund and the JTF at programme level (point (b) of Article 42(2)) 

1	2-3	4	5
ID	Indicator name	Number of enterprises net of multiple support by 31/12/2022	Comments
RCO01	Enterprises supported (of which: micro, small, medium, large)		
RCO01a	of which: micro	<div>1</div>	<div>2</div>
RCO01b	of which: small		
RCO01c	of which: medium		
RCO01d	of which: large		

3



2. Enter the following:

- (1) Enter the *Number of enterprises net of multiple support by...*
- (2) Enter the *Comments* if necessary.
- (3) Click on **SAVE** to save the information.

## Table 9

<p><b>NOTE</b></p>	<p>The records are automatically foreseen from Table 3 of the linked Programme version. Additionally, when Common Result sub-Indicators (“of which”) have been defined for reporting, they will automatically be foreseen for the Indicators coming from Table 3. These Common Result sub-Indicators (“of which”) will not have a Baseline, nor a Target from the Programme.</p> <p>Additionally, for JTF, all other Common ESF+ Result Indicators valid for the Specific Objective JSO8.1 and Fund JTF and not available in the Programme Table 3, will automatically be foreseen for each such Priority with Fund JTF and Specific Objective JSO8.1.</p> <p>For ERDF and CF, only columns 11, 12, 13, 14 and 15 are editable. Column 15 is always editable and optional.</p> <p>For JTF, only columns 11, 12, 13, 14 and 15 are editable. Column 15 is always editable and optional.</p> <p>Check this <a href="#">FAQ</a> to see in which cases columns 11, 12, 13 and 14 are editable and to know what formulas are used to calculate the values of “Implemented operations”.</p> <p>The check on mandatory fields will not be done in the form but in validation rules 134 to 137.</p>
--------------------	---

1. Click on the **EDIT** button to enter the values in the table:

**Table of Contents**

Q Type to filter TOC

- General
- Table 1
- Table 2
- Table 5
- Table 6
- Table 8
- Table 9**
- Table 10
- Table 12

No validation result available

**Table 9: Common and programme specific result indicators for the ERDF, the Cohesion Fund, the JTF and the EMFAF (point (b) of Article 42(2))**

Data on result indicators from the programme (extracted from table 3 of point 2.1.1.1.2 of Annex V)

1	2	3	4	5	6-7	8
Priority	Specific objective	Fund	Category of region	ID	Indicator name	Measurement unit
2	RSO1.5	ERDF	More developed	RCR 01	Jobs created in supported entities	annual FTEs

**Edit**

The Edit details pop-up window appears:




Table 9: Common and programme specific result indicators for the ERDF, the Cohesion Fund, the JTF and the EMFAF (point (b) of Article 42(2)) 

Data on result indicators from the programme (extracted from table 3 of point 2.1.1.1.2 of Annex V)								
1	2	3	4	5	6-7	8	9	
Priority	Specific objective	Fund	Category of region	ID	Indicator name	Measurement unit	Baseline in programme	
2	RSO1.5	ERDF	More developed	RCR 01	Jobs created in supported entities	annual FTEs	0.00	

Table 9: Common and programme specific result indicators for the ERDF, the Cohesion Fund, the JTF and the EMFAF (point (b) of Article 42(2)) 

Progress in result indicators to date					
10	11-12		13-14		15
	Selected operations 31/12/2022		Implemented operations 31/12/2022		
Target (2029)	Baseline	Planned achievements	Baseline	Achieved	Comments
1,000.00	<div>1</div>	<div>2</div>	<div>3</div>	<div>4</div>	<div>5</div>

6



2. Enter the following:

- (1) Enter the value for *Baseline* under *Selected operations*.
- (2) Enter the value for *Planned achievements* under *Selected operations*.
- (3) Enter the value for *Baseline* under *Implemented operations*.
- (4) Enter the value for *Achieved* under *Implemented operations*.
- (5) Enter the *Comments* if necessary.
- (6) Click on **SAVE** to save the information.

## Table 10

<b>NOTE</b>	<p>All records for Programme Specific, Reserved and Common ESF+ Result Indicators available in Table 3 of the linked Programme version are automatically foreseen. Additionally, all other Common ESF+ Result Indicators valid for the Specific Objective and Fund, for each Priority, Specific Objective, Fund and Category of Region and without Output Indicator for target setting, not available in the Programme Table 3 will be automatically foreseen. This means that in the end a Result Indicator with an Output Indicator for target setting defined in the Programme, will have two records in this Table 10, one with the Output Indicator as basis for target setting and one without the Output indicator as basis for target setting.</p> <p>Only columns 10 (when a total target already exists in the Programme), 11 and 13 are editable. Column 13 is always editable and optional.</p> <p>Check this <a href="#">FAQ</a> to see in which cases columns 10 and 11 and their gender breakdown are editable and mandatory and to know what formulas are used to calculate the values.</p> <p>The check on mandatory fields will not be done in the form but in validation rules 138 and 139.</p>
-------------	--

1. Click on the **EDIT** button to enter the values in the table:

Table of Contents

Type to filter TOC

+

General

Table 1

Table 2

Table 5

Table 6

Table 8

Table 9

↻

Table 10

Table 12

No validation result available

Table 10: Common and programme specific result indicators for the ESF+ (point (b) of Article 42(2))

Data on all common result indicators as set out in Annexes I, II and III of the ESF+ Regulation and on programme specific indicators (extracted from ta

1	2	3	4	5	6	7	8
Priority	Specific objective	Fund	Category of region	ID	Indicator name	Output indicator used as a basis for target setting	Measurement unit indicator
1	ES04.12	ESF+	More developed	1	test	EEC001	ore

The Edit details pop-up window appears:

Table 10: Common and programme specific result indicators for the ESF+ (point (b) of Article 42(2)) ⓘ

Data on all common result indicators as set out in Annexes I, II and III of the ESF+ Regulation and on programme specific indicators (extracted from table 3 of point 2.1.1.1.2. of Annex V and table 2 of point 2.1.1.2.2. of Annex V)

1	2	3	4	5	6	7	8	9	10
Priority	Specific objective	Fund	Category of region	ID	Indicator name	Indicator used as a basis for target	Measurement unit indicator	Term	Measurement unit target
1	ES04.12	ESF+	More developed	1	test	EECO01	ore	N	persons
									Target (2029)
									M
									F
									N
									T
									10,000.00

Cancel Save

Table 10: Common and programme specific result indicators for the ESF+ (point (b) of Article 42(2)) ⓘ

Progress in result indicators

11	12	13
Values achieved to date 31/12/2022	Achievement ratio	
M	F	N
T	M	F
N	T	Comments
2		3

Cancel Save

2. Enter the following:

- (1) Enter the values for *Target (2029)*.
- (2) Enter the *Values achieved to date...*
- (3) Enter the *Comments* if necessary.
- (4) Click on **SAVE** to save the information.

<p><b>REMARK</b></p>	<p>Programme Specific Result Indicators can be qualitative. In that case the columns 10-T and 11-T will be alphanumeric instead of numeric.</p> <p>For Quantitative Indicators under Specific Objectives ES04.1 to ES04.12, the “Measurement unit of indicator” and the “Measurement unit of target” will also contain between round brackets the “Term” defined against the indicator in the Programme.</p> <p>The Achievement ratio is always displayed as a nominal value, not as a percentage.</p> <p>When the Indicator has a decreasing target, then the Achievement ratio needs to be inverted (= 1 / Achievement ratio).</p> <p>In the Print, the “Decreasing target” will not be shown.</p>
----------------------	--

**Table 12**

<b>NOTE</b>	<p>The “Category of region” column will only be shown for IJG Programmes containing ERDF or ESF+.</p> <p>Per record, only one Product + Grants can be encoded. Therefore, from the moment the Eligible expenditure for one Product is encoded, all the fields of the other Products (Loans, Guarantees, Equity) are nullified and disabled. And from the moment the Eligible expenditure of one Product is nullified, the values in the other fields of the Product are also nullified and all fields are enabled. Grants are always enabled.</p> <p>Encode multiple records for the same ‘Priority, Fund , Specific Objective, Category of region, Product’ is allowed.</p>
-------------	--

1. Click on the **ADD** button to enter the values in the table:

Table of Contents

Q

Type to filter TOC

^

v

General

Version information

Officials in charge

History

Documents

Observations

Table 1

Table 2

Table 5

Table 8

Table 9

Table 12

381 All results 105 Passed 133 Warning 123 Error

Table 12: Financial instruments data for the Funds (Article 42(3))

+ Add

Characteristics of expenditure

Eligible expenditure by product

Amount of private and public resources

Priority	Fund	Specific objective	Category of region	Loans	Guarantee	Equity	Grants within a financial instrument operation	Loans	Guarantee	Equity	Grants within a financial instrument operation
No items to display											

The Edit details pop-up window appears:

Table 12: Financial instruments data for the Funds (Article 42(3)) ⓘ

Priority, Specific Objective, Fund [and Category of Region] \*

1

**ELIGIBLE EXPENDITURE BY PRODUCT**

Loans	Guarantee	Equity or quasi-equity	Grants within a financial instrument operation
			2

**AMOUNT OF PRIVATE AND PUBLIC RESOURCES MOBILISED IN ADDITION TO THE CONTRIBUTION FROM THE FUNDS**

Loans	Guarantee	Equity or quasi-equity	Grants within a financial instrument operation
			3

AMOUNT OF MANAGEMENT COST AND FEES DECLARED AS ELIGIBLE EXPENDITURE, INCLUDING (MCF ARE TO BE REPORTED SEPARATELY IN CASE OF DIRECT AWARD AND IN CASE OF COMPETITIVE TENDER)

**MANAGEMENT COST AND FEES FOR HOLDING FUNDS DEPENDING ON THE FINANCIAL PRODUCT OPERATING WITHIN THE HOLDING FUND STRUCTURE**

Loans	Guarantee	Equity	Type
			Select a type 4

**MANAGEMENT COST AND FEES FOR SPECIFIC FUNDS (SET-UP EITHER WITH OR WITHOUT THE HOLDING FUND STRUCTURE) BY FINANCIAL PRODUCT**

Loans	Guarantee	Equity	Type
			Select a type 5

**OTHER**

Interest and other gains generated by support from the funds to financial instruments referred to in Article 60

6

Resources returned attributable to support from the Funds and referred to in Article 62

For guarantees, total value of loans, equity or quasi-equity investments in final recipients guaranteed with programme resources and actually disbursed to final recipients

Cancel Save 7

2. Enter or select the following:

(1) Select a *priority, specific objective combination*.

The list of Priority, Specific Objective, Fund [and Category of Region] combinations comes from the linked Programme version. For JTF they will not contain the JTF Allocation Type.

(2) Enter the values for *Eligible expenditure by product*.

The check on eligible expenditure amount will consider zero as a valid amount.

(3) Enter the values for *Amount of private and public resources mobilised in addition to the contribution from the funds*.

(4) Enter the values for *Management cost and fees for holding funds depending on the financial product operating within the holding fund structure*.

From the moment a Product value is encoded/nullified in the Management costs and fees for holding funds, the Type (D=Direct award or C=Competitive tender) must be selected/nullified.

(5) Enter the values for *Management cost and fees for specific funds (set-up either with or without the holding fund structure) by financial product*.

From the moment a Product value is encoded/nullified in the Management costs and fees for specific funds, the Type (D=Direct award or C=Competitive tender) must be selected/nullified.

(6) Enter the values for *Other*.

The field *For guarantees, total value of ...* is only enabled/disabled when Eligible expenditure for Guarantees has been encoded/nullified.

(7) Click on **SAVE** to save the information.

## Validate the Transmission of Data

<b>REMARK</b>	The Transmission of Data can be validated <b>at any time</b> , when the current version is in status <b>OPEN</b> and resides at the User's Node.  To validate the Transmission of Data , the User must have the role of <b>MS Managing Authority</b> with <b>Update</b> or <b>Send</b> rights ( <b>MSMAu/s</b> ).
---------------	---

Click on the **VALIDATE** button to validate the Transmission of Data :

The screenshot shows the SFC2021 application interface. At the top, there is a blue header bar with a menu icon, the ACC logo, the text 'SFC2021', a 'Compact' toggle switch, a user profile icon, a help icon, and a language icon set to 'EN'. Below the header, there is a breadcrumb trail: 'TOD-IJG list' > '2022FR05FFPR014 - 202212.0'. The main content area has a light gray background. On the left, there is a 'Table of Contents' section with a search bar and navigation arrows. The main content area displays 'GENERAL' and 'Version information'. In the top right corner of the main content area, there is a red 'Validate' button with a yellow starburst effect and a hand cursor icon pointing at it. The button is highlighted with a red border.

<b>REMARK</b>	An <b>ERROR</b> will block you from sending the Transmission of Data . The error(s) should be resolved and the Transmission of Data must be revalidated. Note that a <b>WARNING</b> does not block you from sending the Transmission of Data .
---------------	--

The system validates the following information:

Code	Severity	Validation Rule
001	<b>WARNING</b>	Validate that at least one official in charge of the Member State exists.
002	<b>ERROR</b>	<p>Validate that the CCI code matches the following regular expression:</p> <ul style="list-style-type: none"> <li>For IJG (.....16..PR...   .....16..TA...   .....05..PR...   .....05..TA...)</li> <li>For ETC (....TC16.....)</li> <li>For EMFAF (.....14MFPR...)</li> <li>For AMIF, ISF and BMVI (.....65AMPR...   .....65ISPR...   .....65BVPR...) (Implicit in web).</li> </ul>
003	<b>ERROR</b>	Validate that the programme is already adopted by the Commission (Implicit in web).
004	<b>WARNING</b>	<p>Validate when Transmission of Data work version is 0, that the current date</p> <ul style="list-style-type: none"> <li>for submission period YYYY12 is smaller or equal than 31/01/YYYY+1,</li> <li>for submission period YYYY03 is smaller or equal than 30/04/YYYY,</li> <li>for submission period YYYY06 is smaller or equal than 31/07/YYYY,</li> <li>for submission period YYYY08 is smaller or equal than 30/09/YYYY,</li> <li>for submission period YYYY09 is smaller or equal than 31/10/YYYY,</li> <li>for submission period YYYY10 is smaller or equal than 30/11/YYYY.</li> </ul>

005	<b>WARNING</b>	Validate when submission period is YYYY06 or YYYY12 for IJG and ETC programmes in table 12 that eligible expenditure by product is provided (positive, zero, but not null) for financial instruments corresponding to a form of support defined in table 2 (02 = equity or quasi-equity, 03 = Loans, 04 = guarantees, 05 = grants within an FI operation) for the same priority, specific objective, fund, [category of region].
006	<b>ERROR</b>	Validate when submission period is YYYY06 or YYYY12 for IJG and ETC programmes in table 12 that no eligible expenditure by product is provided for financial instruments not corresponding to a form of support defined in table 2 (02 = equity or quasi-equity, 03 = Loans, 04 = guarantees, 05 = grants within an FI operation) for the same priority, specific objective, fund, [category of region].
007	<b>WARNING</b>	Validate when submission period is YYYY06 or YYYY12 in table 2 that the total eligible expenditure declared by beneficiaries per priority, specific objective, Fund, category of region and form of support (only 02, 03, 04 and 05) is within +/- 20% range of the sum of the corresponding eligible expenditure + eligible MCFs in table 12.
008	<b>WARNING</b>	Validate when submission period is YYYY06 or YYYY12 in table 12 when it contains eligible expenditure for grants within a FI operation (at line level), that it also contains eligible expenditure for either equity or quasi-equity or loans or guarantees.
009	<b>WARNING</b>	Validate when submission period is YYYY06 or YYYY12 in table 11 that baseline is 0 for main indicators.
012	<b>ERROR</b>	Validate in table 2 that for each form of support row, the total eligible cost of selected operations and the total eligible expenditure declared by beneficiaries is positive, zero, but not null.
013	<b>WARNING</b>	Validate for IJG/ETC in table 1 when "Total eligible costs of selected operations" is > 0 that "Number of selected operations" is > 0.
014	<b>ERROR</b>	Validate for IJG/ETC in table 1 when "Number of selected operations" is > 0 that "Total eligible costs of selected operations" is > 0.
015	<b>WARNING</b>	Validate in table 2 when "Total eligible costs of selected operations" is > 0 that "Number of selected operations" is > 0.
016	<b>ERROR</b>	Validate in table 2 when "Total eligible costs of selected operations" is > 0 that "Number of selected operations" is > 0.



017	<b>WARNING</b>	Validate in table 1 when “Total eligible expenditure declared by beneficiaries” is > 0 that “Total eligible costs of selected operations” is >= “Total eligible expenditure declared by beneficiaries”.
018	<b>WARNING</b>	Validate in table 2 when “Total eligible expenditure declared by beneficiaries” is > 0 that “Total eligible costs of selected operations” is >= “Total eligible expenditure declared by beneficiaries”.
019	<b>ERROR</b>	Validate when submission period is YYYY06 or YYYY12 in table 6 per priority, specific objective, category of region and gender that the value achieved for EECO02 is >= EECO03.
020	<b>ERROR</b>	Validate when submission period is YYYY06 or YYYY12 in table 6 per priority, specific objective, category of region and gender that the value achieved for EECO06+EECO07+EECO08 is <= EECO01.
021	<b>ERROR</b>	Validate when submission period is YYYY06 or YYYY12 in table 6 per priority, specific objective, category of region and gender that the value achieved for EECO09+EECO10+EECO11 is = EECO01.
022	<b>ERROR</b>	Validate when submission period is YYYY06 or YYYY12 in table 6 per priority, specific objective, category of region and gender that the value achieved for EECO12 is <= EECO01.
023	<b>ERROR</b>	Validate when submission period is YYYY06 or YYYY12 in table 6 per priority, specific objective, category of region and gender that the value achieved for EECO13 is <= EECO01.
024	<b>ERROR</b>	Validate when submission period is YYYY06 or YYYY12 in table 6 per priority, specific objective, category of region and gender that the value achieved for EECO14 is <= EECO01.
025	<b>ERROR</b>	Validate when submission period is YYYY06 or YYYY12 in table 6 per priority, specific objective, category of region and gender that the value achieved for EECO15 is <= EECO01.
026	<b>ERROR</b>	Validate when submission period is YYYY06 or YYYY12 in table 6 per priority, specific objective, category of region and gender that the value achieved for EECO16 is <= EECO01.
027	<b>ERROR</b>	Validate when submission period is YYYY06 or YYYY12 in table 6 per priority, specific objective, category of region and gender that the value achieved for EECO17 is <= EECO01.
028	<b>ERROR</b>	Validate when submission period is YYYY06 or YYYY12 in table 6 per priority, specific objective and category of region, when gender

		breakdown has been encoded (different from 0), that for programme specific indicators and reserved indicators, the total achieved value equals the sum of male, female and non-binary achieved values.
029	<b>ERROR</b>	Validate when submission period is YYYY06 or YYYY12 in table 6 per priority, specific objective, category of region and gender that the value achieved for ESCO02 is <= ESCO01.
030	<b>ERROR</b>	Validate when submission period is YYYY06 or YYYY12 in table 6 per priority, specific objective, category of region and gender that the value achieved for ESCO03 is <= ESCO01.
031	<b>ERROR</b>	Validate when submission period is YYYY06 or YYYY12 in table 6 per priority, specific objective, category of region and gender that the value achieved for ESCO04 is <= ESCO01.
032	<b>ERROR</b>	Validate when submission period is YYYY06 or YYYY12 in table 6 per priority, specific objective, category of region and gender that the value achieved for ESCO05 is <= ESCO01.
033	<b>ERROR</b>	Validate when submission period is YYYY06 or YYYY12 in table 6 per priority, specific objective, category of region and gender that the value achieved for ESCO06 is <= ESCO01.
034	<b>ERROR</b>	Validate when submission period is YYYY06 or YYYY12 in table 6 per priority, specific objective, category of region and gender that the value achieved for ESCO07 is <= ESCO01.
035	<b>ERROR</b>	Validate when submission period is YYYY06 or YYYY12 in table 6 per priority, specific objective, category of region and gender that the value achieved for ESCO08 is <= ESCO01.
036	<b>ERROR</b>	Validate when submission period is YYYY06 or YYYY12 in table 6 per priority, specific objective, category of region and gender that the value achieved for ESCO02+ESCO03+ESCO04 is <= ESCO01.
037	<b>ERROR</b>	Validate when submission period is YYYY06 or YYYY12 in table 6 per priority, specific objective and category of region that the total value achieved for EMCO01 is >= EMCO02+EMCO05.
038	<b>ERROR</b>	Validate when submission period is YYYY06 or YYYY12 in table 6 per priority, specific objective and category of region that the total value achieved for EMCO02 is = EMCO03+EMCO04.

039	<b>ERROR</b>	Validate when submission period is YYYY06 or YYYY12 in table 6 per priority, specific objective and category of region that the total value achieved for EMCO03 is <= EMCO02.
040	<b>ERROR</b>	Validate when submission period is YYYY06 or YYYY12 in table 6 per priority, specific objective and category of region that the total value achieved for EMCO04 is <= EMCO02.
041	<b>ERROR</b>	Validate when submission period is YYYY06 or YYYY12 in table 6 per priority, specific objective and category of region that the total value achieved for EMCO05 is = EMCO06+EMCO07+EMCO08.
042	<b>ERROR</b>	Validate when submission period is YYYY06 or YYYY12 in table 6 per priority, specific objective and category of region that the total value achieved for EMCO06 is <= EMCO05.
043	<b>ERROR</b>	Validate when submission period is YYYY06 or YYYY12 in table 6 per priority, specific objective and category of region that the total value achieved for EMCO07 is <= EMCO05.
044	<b>ERROR</b>	Validate when submission period is YYYY06 or YYYY12 in table 6 per priority, specific objective and category of region that the total value achieved for EMCO08 is <= EMCO05.
045	<b>ERROR</b>	Validate when submission period is YYYY06 or YYYY12 in table 6 per priority, specific objective and category of region that the total value achieved for EMCO10 is <= 100%.
046	<b>ERROR</b>	Validate when submission period is YYYY06 or YYYY12 in table 6 per priority, specific objective and category of region that the total value achieved for EMCO11 is <= 100%.
047	<b>ERROR</b>	Validate when submission period is YYYY06 or YYYY12 in table 10 per priority, specific objective, category of region and gender that the value achieved for EECR01 not linked to a target is <= EECO04 in table 6.
048	<b>ERROR</b>	Validate when submission period is YYYY06 or YYYY12 in table 10 per priority, specific objective, category of region and gender that the value achieved for EECR02 not linked to a target is <= EECO01 in table 6.
049	<b>ERROR</b>	Validate when submission period is YYYY06 or YYYY12 in table 10 per priority, specific objective, category of region and gender that the

		value achieved for EECR03 not linked to a target is <= EECO01 in table 6.
050	<b>ERROR</b>	Validate when submission period is YYYY06 or YYYY12 in table 10 per priority, specific objective, category of region and gender that the value achieved for EECR04 not linked to a target is <= EECO02+EECO04 in table 6.
051	<b>ERROR</b>	Validate when submission period is YYYY06 or YYYY12 in table 10 per priority, specific objective, category of region and gender that the value achieved for EECR05 not linked to a target is <= EECO02+EECO04 in table 6.
052	<b>ERROR</b>	Validate when submission period is YYYY06 or YYYY12 in table 10 per priority, specific objective, category of region and gender that the value achieved for EECR06 not linked to a target is <= EECO05 in table 6.
053	<b>ERROR</b>	Validate when submission period is YYYY06 or YYYY12 in table 10 per priority, specific objective, category of region and gender, for common result indicators and for programme specific result indicators with a measurement unit term = Number, that the value achieved for the result indicator is <= value achieved for the reference output indicator in table 6.
054	<b>ERROR</b>	Validate when submission period is YYYY06 or YYYY12 in table 10 per priority, specific objective and category of region, when gender breakdown has been encoded (different from 0), that for programme specific indicators and reserved indicators, with a term of the indicator's measurement unit equal to 'number', the total achieved value equals the sum of male, female and non-binary achieved values.
055	<b>ERROR</b>	Validate when submission period is YYYY06 or YYYY12 in table 10 per priority, specific objective, category of region and gender that the value achieved for EECR01, EECR02, EECR03, EECR04, EECR05 and EECR06 without a target is >= than the value achieved for EECR01, EECR02, EECR03, EECR04, EECR05 and EECR06 with a target.
056	<b>ERROR</b>	Validate when submission period is YYYY06 or YYYY12 in table 10 per priority, specific objective and category of region that the total value achieved for EMCR01 is >= EMCR02+EMCR03+EMCR05.
057	<b>ERROR</b>	Validate when submission period is YYYY06 or YYYY12 in table 10 per priority, specific objective and category of region that the total value achieved for EMCR02 is <= EMCR01.

058	<b>ERROR</b>	Validate when submission period is YYYY06 or YYYY12 in table 10 per priority, specific objective and category of region that the total value achieved for EMCR03 is <= EMCR01.
059	<b>ERROR</b>	Validate when submission period is YYYY06 or YYYY12 in table 10 per priority, specific objective and category of region that the total value achieved for EMCR05 is <= EMCR01.
060	<b>ERROR</b>	Validate when submission period is YYYY06 or YYYY12 in table 10 per priority, specific objective and category of region that the total value achieved for EMCR06 is <= EMCR01.
061	<b>ERROR</b>	Validate when submission period is YYYY06 or YYYY12 in table 10 per priority, specific objective and category of region that the total value achieved for EMCR07 is <= EMCR01.
062	<b>ERROR</b>	Validate when submission period is YYYY06 or YYYY12 in table 10 per priority, specific objective and category of region that the total value achieved for EMCR08 is <= EMCR01.
063	<b>ERROR</b>	Validate when submission period is YYYY06 or YYYY12 in table 10 per priority, specific objective and category of region that the total value achieved for EMCR09 is <= EMCR01.
064	<b>ERROR</b>	Validate when submission period is YYYY06 or YYYY12 in table 10 per priority, specific objective and category of region that the total value achieved for EMCR10 is >= EMCR11+EMCR12+EMCR14.
065	<b>ERROR</b>	Validate when submission period is YYYY06 or YYYY12 in table 10 per priority, specific objective and category of region that the total value achieved for EMCR11 is <= EMCR10.
066	<b>ERROR</b>	Validate when submission period is YYYY06 or YYYY12 in table 10 per priority, specific objective and category of region that the total value achieved for EMCR12 is <= EMCR10.
067	<b>ERROR</b>	Validate when submission period is YYYY06 or YYYY12 in table 10 per priority, specific objective and category of region that the total value achieved for EMCR14 is <= EMCR10.
068	<b>ERROR</b>	Validate when submission period is YYYY06 or YYYY12 in table 10 per priority, specific objective and category of region that the total value achieved for EMCR15 is <= EMCR10.

069	<b>ERROR</b>	Validate when submission period is YYYY06 or YYYY12 in table 10 per priority, specific objective and category of region that the total value achieved for EMCR16 is <= EMCR10.
070	<b>ERROR</b>	Validate when submission period is YYYY06 or YYYY12 in table 10 per priority, specific objective and category of region that the total value achieved for EMCR17 is <= EMCR10.
071	<b>ERROR</b>	Validate when submission period is YYYY06 or YYYY12 in table 10 per priority, specific objective and category of region that the total value achieved for EMCR18 is <= EMCR10.
072	<b>ERROR</b>	Validate when submission period is YYYY06 or YYYY12 in table 10 per priority, specific objective and category of region that the total value achieved for EMCR19 is >= EMCR20+EMCR21+EMCR22.
073	<b>ERROR</b>	Validate when submission period is YYYY06 or YYYY12 in table 10 per priority, specific objective and category of region that the total value achieved for EMCR20 is <= EMCR19.
074	<b>ERROR</b>	Validate when submission period is YYYY06 or YYYY12 in table 10 per priority, specific objective and category of region that the total value achieved for EMCR21 is <= EMCR19.
075	<b>ERROR</b>	Validate when submission period is YYYY06 or YYYY12 in table 10 per priority, specific objective and category of region that the total value achieved for EMCR22 is <= EMCR19.
076	<b>ERROR</b>	Validate when submission period is YYYY06 or YYYY12 in table 10 per priority, specific objective and category of region that the total value achieved for EMCR24 is <= EMCR19.
077	<b>ERROR</b>	Validate when submission period is YYYY06 or YYYY12 in table 10 per priority, specific objective and category of region that the total value achieved for EMCR25 is <= EMCR19.
078	<b>ERROR</b>	Validate when submission period is YYYY06 or YYYY12 in table 10 per priority, specific objective and category of region that the total value achieved for EMCR26 is <= EMCR19.
079	<b>ERROR</b>	Validate when submission period is YYYY06 or YYYY12 in table 10 per priority, specific objective and category of region that the total value achieved for EMCR27 is <= EMCR19.
080	<b>ERROR</b>	Validate in table 1 for non-ESF+ that “Total eligible cost of selected operations (EUR)” per Fund and category of region is equal to the

		total eligible cost of selected operations per Fund and category of region from table 2
081	<b>WARNING</b>	Validate in table 1 that “Contribution from the funds to selected operations (EUR)” is <= than “Total eligible cost of selected operations (EUR)”.
082	<b>WARNING</b>	Validate in table 1 that “Total eligible cost of selected operations (EUR)” is <= than “Total financial allocation by fund and national contribution (EUR)”.
083	<b>ERROR</b>	Validate in table 1 that no negative value is encoded for “Number of selected operations”.
084	<b>ERROR</b>	Validate in table 2 that no negative value is encoded for “Number of selected operations”
085	<b>WARNING</b>	Validate when submission period is YYYY06 or YYYY12 in table 5 for non-JTF ESF+ common indicators, that “Selected operations [dd/mm/yy]” are <= than “Target 2029”.
086	<b>WARNING</b>	Validate when submission period is YYYY06 or YYYY12 in table 9 for non-JTF ESF+ common indicators, that “Planned achievements” of “Selected operations [dd/mm/yy]” are <= than “Target 2029”.
087	<b>WARNING</b>	Validate when submission period is YYYY06 or YYYY12 in table 5 that “Implemented operations [dd/mm/yy]” are <= than “Target 2029”.
088	<b>WARNING</b>	Validate when submission period is YYYY06 or YYYY12 in table 9 that “Achieved” of “Implemented operations [dd/mm/yy]” are <= than “Target 2029”.
089	<b>ERROR</b>	Validate when submission period is YYYY06 or YYYY12 in table 5 that no negative value is encoded for “Selected operations” and “Implemented operations”.
090	<b>ERROR</b>	Validate when submission period is YYYY06 or YYYY12 in table 8 that no negative value is encoded for “Number of enterprises”.
091	<b>ERROR</b>	Validate in table 2 for non-ESO4.13 specific objective that the intervention field encoded for ESF+, ERDF, CF and JTF exists also within the table 4 of the programme nevertheless of priority, Fund or specific objective.
092	<b>ERROR</b>	Validate in table 1 that the “Total eligible expenditure declared by beneficiaries” per Fund and category of region is equal to the “Total

		eligible expenditure declared by beneficiaries” per Fund and category of region from table 2.
093	<b>WARNING</b>	Validate in table 1 that the “Total eligible expenditure declared by beneficiaries” is <= than the “Total financial allocation by Fund and national contribution”.
094	<b>WARNING</b>	Validate when submission period is YYYY06 or YYYY12 in table 5 for non-JTF ESF+ common indicators, that “Selected operations [dd/mm/yy]” are >= than “Implemented operations [dd/mm/yy]”.
095	<b>WARNING</b>	Validate when submission period is YYYY06 or YYYY12 in table 9 for non-JTF ESF+ common indicators, that “Achieved” of “Implemented operations [dd/mm/yy]” is <= than “Planned achievements” of “Selected operations [dd/mm/yy]”.
096	<b>WARNING</b>	Validate when submission period is YYYY06 or YYYY12 in table 9 for non-JTF ESF+ common indicators, that “Baseline” of “Implemented operations [dd/mm/yy]” is <= than “Baseline” of “Selected operations [dd/mm/yy]”.
097	<b>ERROR</b>	Validate in when submission period is YYYY06 or YYYY12 table 6 per priority, specific objective, category of region and gender that the value achieved for EECO01= EECO02 + EECO04 + EECO05.
098	<b>ERROR</b>	Validate in table 3 for AMIF and BMVI that the type of intervention encoded in column 3 exists also within the table 3 of the related programme and specific objective.
099	<b>ERROR</b>	Validate in table 3 for ISF that the type of intervention encoded in column 4 exists also within the table 3 of the related programme and specific objective.
100	<b>ERROR</b>	Validate in table 3 that the code for the “Type of intervention (Table 3 of Annex VI)” in column 5 corresponds to the type of action of the “Co-financing rate (%)” in column 2.
101	<b>WARNING</b>	Validate in Table 3 that row Total per Specific Objective for “Total eligible cost of selected operations” (column 8), “Contribution from the funds to selected operations” (column 9) and “Total eligible expenditure declared by beneficiaries” (column 11) are always <= than “Total financial allocation from the fund and national contribution” (column 7).



102	<b>ERROR</b>	Validate in table 3 that for each row, the “Total eligible cost of selected operations” (column 8) and the “Total eligible expenditure declared by beneficiaries” (column 11) is positive, zero, but not null.
103	<b>ERROR</b>	Validate in table 3 when “Total eligible costs of selected operations” (column 8) is > 0 that “Number of selected operations” (column 13) is > 0.
104	<b>ERROR</b>	Validate in table 3 when “Number of selected operations” (column 13) is > 0 that “Total eligible costs of selected operations” (column 8) is > 0.
105	<b>ERROR</b>	Validate in table 3 that the “Contribution from the funds to selected operations (EUR)” (column 9) is <= than “Total eligible cost of selected operations (EUR)” (column 8).
106	<b>WARNING</b>	Validate in table 3 that “Total eligible cost of selected operations (EUR)” (column 8) is <= than “Total financial allocation from the Fund and national contribution (EUR)” (column 7).
107	<b>WARNING</b>	Validate in table 3 that the “Total eligible expenditure declared by beneficiaries” (column 11) is <= than the “Total financial allocation from the Fund and national contribution (EUR)” (column 7).
108	<b>WARNING</b>	Validate in table 3 when “Total eligible expenditure declared by beneficiaries” (column 11) is > 0 that “Total eligible costs of selected operations” (column 8) is >= “Total eligible expenditure declared by beneficiaries” (column 11).
109	<b>ERROR</b>	Validate in table 3 that no negative value is encoded for “Number of selected operations” (column 13).
110	<b>ERROR</b>	Validate when submission period is YYYY06 or YYYY12 in table 6 under non-material deprivation (non ESO4.13), for programme specific indicators, reserved indicators and common indicators requiring gender breakdown (CommonIndicatorEsf.genderBreakdown=true), and used in the programme, and having a gender target different from 0, that the sum of the gender targets equals the total target.
111	<b>ERROR</b>	Validate when submission period is YYYY06 or YYYY12 in table 10 under non-material deprivation (non ESO4.13), for quantitative programme specific indicators, reserved indicators and common indicators requiring gender breakdown (CommonIndicatorEsf.genderBreakdown=true), and used in the programme, and having a gender target different from 0, and with a

		term of the indicator's measurement unit for target equal to 'number', that the sum of the gender targets equals the total target.
112	<b>ERROR</b>	Validate in table 1 that the "Total eligible expenditure declared by beneficiaries" per priority and specific objective is equal to the "Total eligible expenditure declared by beneficiaries" per priority and specific objective from table 4.
113	<b>ERROR</b>	Validate when submission period is YYYY06 or YYYY12 in table 12 when "For guarantees, total value of loans, equity or quasi-equity investments in final recipients guaranteed with programme resources and actually disbursed to final recipients" is > 0, that the eligible expenditure for guarantee is > 0.
114	<b>WARNING</b>	Validate when submission period is YYYY06 or YYYY12 in table 12 when grants are selected for 'Eligible expenditure by product', that the amount declared for grants is <= than the amount declared for the financial product loans or equities.
115	<b>ERROR</b>	Validate when submission period is YYYY06 or YYYY12 in table 12 when a product value exists for management costs and fees for holding funds, that a type (D=Direct award or C=Competitive tender) is selected.
116	<b>ERROR</b>	Validate when submission period is YYYY06 or YYYY12 in table 12 when a product value exists for management costs and fees for specific funds, that a type (D=Direct award or C=Competitive tender) is selected.
123	<b>ERROR</b>	Validate when submission period is YYYY06 or YYYY12 in table 5 for JTF ESF+ common indicators for participants (EECO01-11) that no value has been encoded for selected operations (Implicit in web).
124	<b>ERROR</b>	Validate when submission period is YYYY06 or YYYY12 in table 9 for JTF ESF+ common indicators for participants (EECR01-04) that no value has been encoded for selected operations and for the baseline for implemented operations (Implicit in web).
125	<b>ERROR</b>	Validate in table 1 that per row columns 8, 9, 11 and 13 have each a value.
126	<b>ERROR</b>	<p>Validate when submission period is YYYY06 or YYYY12 in table 5 that column "Selected operations" (11) has a value for</p> <ul style="list-style-type: none"> <li>ERDF, CF and EMFAF main indicators without sub-indicator ("of which"),</li> </ul>

		<ul style="list-style-type: none"> <li>• ERDF, CF and EMFAF main indicators with sub-indicator (“of which”) and without formula,</li> <li>• ERDF, CF and EMFAF main indicators with sub-indicator (“of which”) and with formula,</li> <li>• JTF main OERDFCF indicators without sub-indicator (“of which”),</li> <li>• JTF main OERDFCF indicators with sub-indicator (“of which”) and without formula,</li> <li>• JTF main OERDFCF indicators with sub-indicator (“of which”) and with formula.</li> </ul>
127	<b>ERROR</b>	<p>Validate when submission period is YYYY06 or YYYY12 in table 5 having no JTF that column “Implemented operations” (12) has a value for</p> <ul style="list-style-type: none"> <li>• Main indicators without sub-indicator (“of which”),</li> <li>• Main indicators with sub-indicator (“of which”) and without formula,</li> <li>• Sub-indicators (“of which”).</li> </ul>
128	<b>ERROR</b>	<p>Validate when submission period is YYYY06 or YYYY12 in table 5 having JTF that column “Implemented operations T” (12) has a value for</p> <ul style="list-style-type: none"> <li>• Main ERDF/CF indicators without sub-indicator (“of which”),</li> <li>• Main ERDF/CF indicators with sub-indicator (“of which”) and without formula,</li> <li>• ERDF/CF sub-indicators (“of which”).</li> </ul>
129	<b>ERROR</b>	<p>Validate when submission period is YYYY06 or YYYY12 in table 5 having JTF that column “Implemented operations” (12) has a value per gender for ESF+ indicators.</p>
130	<b>ERROR</b>	<p>Validate when submission period is YYYY06 or YYYY12 in table 6 that column “Values achieved” (10) has a value per gender for common indicators requiring gender breakdown (CommonIndicatorEsf.genderBreakdown = true).</p>
131	<b>ERROR</b>	<p>Validate when submission period is YYYY06 or YYYY12 in table 6 that column “Values achieved T” (10) has a value for</p> <ul style="list-style-type: none"> <li>• Non-material deprivation programme specific and reserved indicators,</li> <li>• Non-material deprivation Common indicators not requiring gender breakdown (CommonIndicatorEsf.genderBreakdown = false),</li> <li>• Material deprivation indicators (only for submission period YYYY12).</li> </ul>

132	<b>ERROR</b>	<p>Validate when submission period is YYYY06 or YYYY12 in table 7 that column “Values achieved” (9) has a value for</p> <ul style="list-style-type: none"> <li>• Main indicator without sub-indicator (“of which”) and without formula,</li> <li>• Main indicator with sub-indicator (“of which”) and without formula,</li> <li>• Main indicator with sub-indicator (“of which”), with formula and optional breakdown having no achieved value (null) in all sub-indicators,</li> <li>• Sub-indicator (“of which”) without formula and with mandatory breakdown,</li> <li>• Sub-indicator (“of which”) without formula, with optional breakdown and sub-indicator achieved value not null.</li> </ul>
133	<b>ERROR</b>	<p>Validate when submission period is YYYY06 or YYYY12 in table 8 that column “Number of enterprises net of multiple support by ...” (4) has a value.</p>
134	<b>ERROR</b>	<p>Validate when submission period is YYYY06 or YYYY12 in table 9 that columns “Selected operations - Baseline” (11) and “Selected operations - Planned achievements” (12) have a value for</p> <ul style="list-style-type: none"> <li>• ERDF, CF and EMFAF main indicators without sub-indicator (“of which”),</li> <li>• ERDF, CF and EMFAF main indicators with sub-indicator (“of which”) and without formula,</li> <li>• ERDF, CF and EMFAF main indicators with sub-indicator (“of which”) and with formula,</li> <li>• JTF main RERDFCF indicators without sub-indicator (“of which”),</li> <li>• JTF main RERDFCF indicators with sub-indicator (“of which”) and without formula,</li> <li>• JTF main RERDFCF indicators with sub-indicator (“of which”) and with formula.</li> </ul>
135	<b>ERROR</b>	<p>Validate when submission period is YYYY06 or YYYY12 in table 9 having no JTF that columns “Implemented operations - Baseline” (13) and “Implemented operations - Achieved” (14) have a value for</p> <ul style="list-style-type: none"> <li>• Main indicators without sub-indicator (“of which”),</li> <li>• Main indicators with sub-indicator (“of which”) and without formula,</li> <li>• Sub-indicators (“of which”).</li> </ul>
136	<b>ERROR</b>	<p>Validate when submission period is YYYY06 or YYYY12 in table 9 having JTF that columns “Implemented operations - Baseline” (13) and “Implemented operations – Achieved T” (14) have a value for</p>

		<ul style="list-style-type: none"> <li>• Main ERDF/CF indicators without sub-indicator (“of which”),</li> <li>• Main ERDF/CF indicators with sub-indicator (“of which”) and without formula,</li> <li>• ERDF/CF sub-indicators (“of which”).</li> </ul>
137	<b>ERROR</b>	Validate when submission period is YYYY06 or YYYY12 in table 9 having JTF that column “Implemented operations” (14) has a value per gender for ESF+ indicators.
138	<b>ERROR</b>	Validate when submission period is YYYY06 or YYYY12 in table 10 that column “Values achieved” (11) has a value per gender for common indicators requiring gender breakdown (CommonIndicatorEsf.genderBreakdown = true).
139	<b>ERROR</b>	<p>Validate when submission period is YYYY06 or YYYY12 in table 10 that column “Values achieved T” (11) has a value for</p> <ul style="list-style-type: none"> <li>• Non-material deprivation programme specific and reserved indicators,</li> <li>• Non-material deprivation Common indicators not requiring gender breakdown (CommonIndicatorEsf.genderBreakdown = false),</li> <li>• Material deprivation indicators (only for submission period YYYY12).</li> </ul>
140	<b>ERROR</b>	<p>Validate when submission period is YYYY06 or YYYY12 in table 11 that column “Values achieved” (10) has a value for</p> <ul style="list-style-type: none"> <li>• Main indicator without sub-indicator (“of which”) and without formula,</li> <li>• Main indicator with sub-indicator (“of which”) and without formula,</li> <li>• Main indicator with sub-indicator (“of which”), with formula and optional breakdown having no achieved value (null) in all sub-indicators,</li> <li>• Sub-indicator (“of which”) without formula and with mandatory breakdown,</li> <li>• Sub-indicator (“of which”) without formula, with optional breakdown and sub-indicator achieved value not null.</li> </ul>
141	<b>WARNING</b>	Validate when submission period is YYYY06 or YYYY12 in table 12 when financial product is guarantees and grants are selected for ‘Eligible expenditure by product’, that the amount declared for grants <= than the amount for “for guarantees, total value of loans, equity or quasi-equity investments in final recipients guaranteed with programme resources and actually disbursed to final recipients”.


142	<b>ERROR</b>	Validate in table 2 that at least one record exists for each Priority/Fund/Specific Objective/Category of Region combination of table 1 with total eligible costs of selected operations > 0.
143	<b>ERROR</b>	Validate when submission period is YYYY06 or YYYY12 in table 12 that 'Eligible expenditure by product' contains only one Product ('Loan', 'Guarantee' or 'Equity or quasi-equity') per each record.
144	<b>ERROR</b>	Validate when submission period is YYYY06 or YYYY12 in table 6 per priority, specific objective, category of region and gender for reserved indicator EECO02+04 that the achieved value equals the sum of the achieved values of the composing common output indicators EECO02 and EECO04.
145	<b>ERROR</b>	Validate when submission period is YYYY06 or YYYY12 in table 6 per priority, specific objective, category of region and gender for reserved indicator EECO02+05 that the achieved value equals the sum of the achieved values of the composing common output indicators EECO02 and EECO05.
146	<b>ERROR</b>	Validate when submission period is YYYY06 or YYYY12 in table 6 per priority, specific objective, category of region and gender for reserved indicator EECO02+04+05 that the achieved value equals the sum of the achieved values of the composing common output indicators EECO02, EECO04 and EECO05.
147	<b>ERROR</b>	Validate when submission period is YYYY06 or YYYY12 in table 6 per priority, specific objective, category of region and gender for reserved indicator EECO06+07 that the achieved value equals the sum of the achieved values of the composing common output indicators EECO06 and EECO07.
148	<b>ERROR</b>	Validate when submission period is YYYY06 or YYYY12 in table 6 per priority, specific objective, category of region and gender for reserved indicator EECO09+10 that the achieved value equals the sum of the achieved values of the composing common output indicators EECO09 and EECO10.
149	<b>ERROR</b>	Validate when submission period is YYYY06 or YYYY12 in table 6 per priority, specific objective, category of region and gender for reserved indicator EECO10+11 that the achieved value equals the sum of the achieved values of the composing common output indicators EECO10 and EECO11.
150	<b>ERROR</b>	Validate when submission period is YYYY06 or YYYY12 in table 6 per priority, specific objective, category of region and gender for reserved

		indicator EECO09+10+11 that the achieved value equals the sum of the achieved values of the composing common output indicators EECO09, EECO10 and EECO11.
151	<b>ERROR</b>	Validate when submission period is YYYY06 or YYYY12 in table 6 per priority, specific objective, category of region and gender for reserved indicator EECO03+04 that the achieved value equals the sum of the achieved values of the composing common output indicators EECO03 and EECO04.
152	<b>ERROR</b>	Validate for EMFAF in table 2 when “Total eligible costs of selected operations” is > 0 that “Number of selected operations” is > 0.
153	<b>ERROR</b>	Validate for EMFAF in table 1 when “Number of selected operations” is > 0 that “Total eligible costs of selected operations” is > 0.
154	<b>ERROR</b>	Validate in table 2 when specific objective is ESO4.13 that the intervention field code is 164 and that all other categorisation dimensions are null.
155	<b>ERROR</b>	Validate in table 2 that the ESF+ secondary theme 09 (not applicable) is not combined with any other ESF+ secondary theme codes.
156	<b>ERROR</b>	Validate when submission period is YYYY06 or YYYY12 in table 10 per priority, specific objective, category of region and gender, for programme specific result indicators with a measurement unit term = Percentage and linked to an output indicator, that the value achieved for the result indicator is <= 100.

An example of a validation window:

**Latest validation result**
✕

---



The Transmission of Data version has been successfully validated.

You can check the list of validation results at any time throughout the Transmission of Data :

TOD-IJG list
2022FR05FFPR014 - 202212.0

202212.0
FR
10/01/2023, 14:42
VALIDATED

Table of Contents
<

Type to filter TOC

+ General
Table 1
Table 2
Table 5
Table 6
Table 8
Table 9
Table 10
Table 12

1
87 All results 87 Passed 0 Warning 0 Error

GENERAL
Version information ⓘ

CCI

2022FR05FFPR014

Version

202212.0

Title in English

BPT - Test PRAME CCI

2

Latest validation result

i
The Transmission of Data version has been successfully validated.

TOD\_001

Validate that at least one official in charge of the Member State exists.

TOD\_002

Validate that the CCI code matches the following regular expression: For IJG (.....16..PR...|.....16..TA...|.....05..PR...|.....05..TA...) For ETC (....TC16.....) For EMFAF (.....14MFPR...) For AMIF, ISF and BMVI (.....65AMPR...|.....65ISPR...|.....65BVPR...) (Implicit in web).

TOD\_003

Validate that the programme is already adopted by the Commission (Implicit in web).

To see the last validation results:

- (1) Click on one of the 4 categories: *All results*, *Passed*, *Warning*, *Error*.
- (2) The list of latest validation results for the chosen category is displayed.

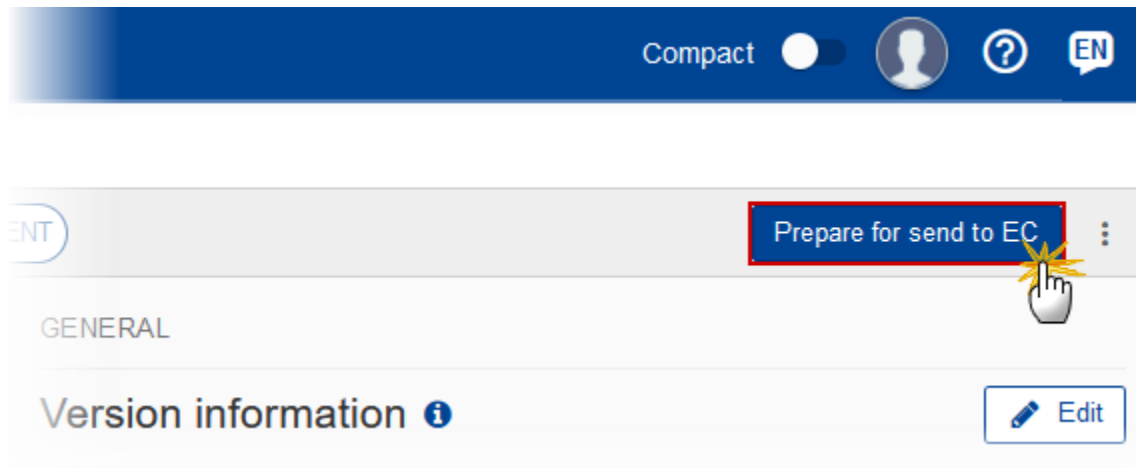
After all errors have been resolved the status of the Transmission of Data becomes **VALIDATED**.

## Prepare Transmission of Data for send to EC

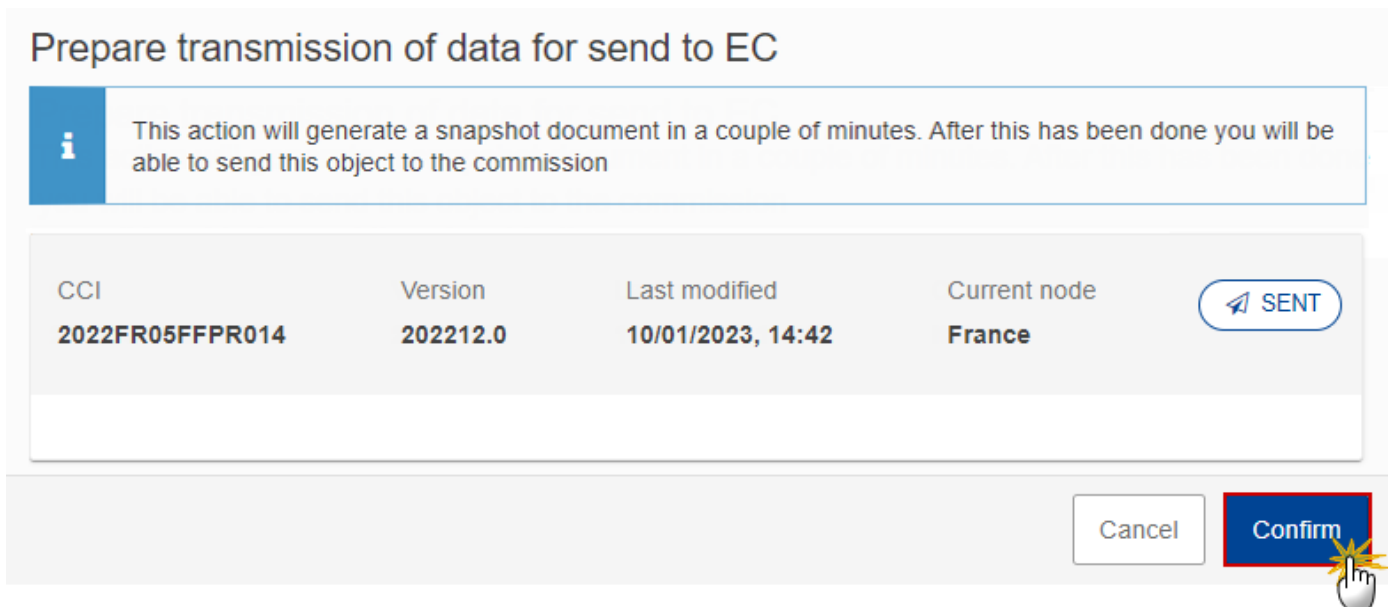
<b>REMARK</b>	<p>The Prepare for Send can occur when a User on the <b>highest MS Node</b> wants to indicate that the Transmission of Data version can be prepared for sending to the Commission, once the <b>VALIDATION ERRORS</b> have been removed and the status is <b>VALIDATED</b> or <b>SENT</b> (from a lower Node).</p> <p>To prepare the send of the Transmission of Data , the User must have the role of of <b>Member State Managing Authority</b> with <b>Update</b> or <b>Send</b> rights (<b>MSMAu/s</b>) for the funds managed by the Programme.</p>
---------------	---



1. Click on the **PREPARE FOR SEND TO EC** button to prepare to send the Transmission of Data to the Commission:



The system will ask you to confirm the send action:



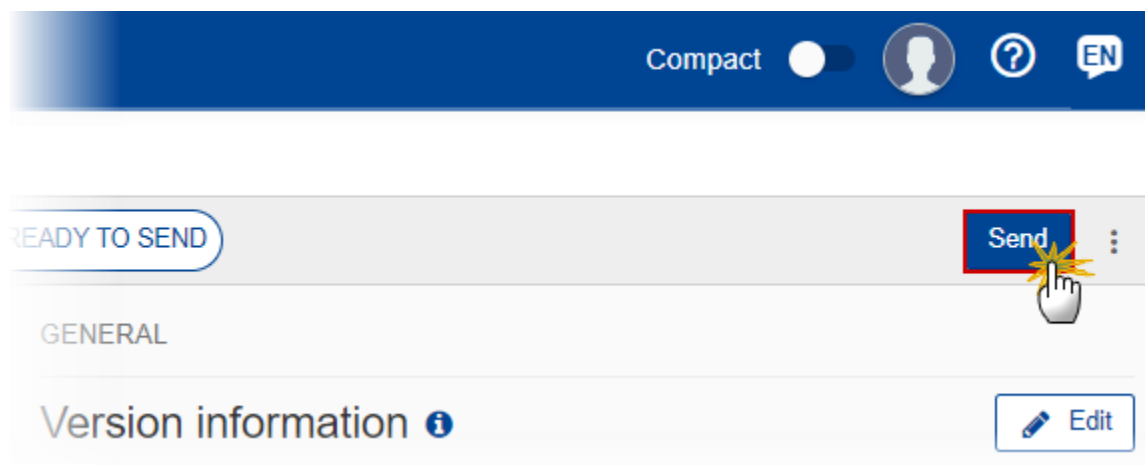
2. Click on **CONFIRM** to confirm.

The status of the Transmission of Data is set to **PREPARING FOR SEND TO EC**.

## Send the Transmission of Data

<b>REMARK</b>	<p>The Send can occur when a User wants to send its recorded data on a Transmission of Data version to the Commission or to an upper Node.</p> <p>The Transmission of Data can only be sent once the <b>VALIDATION ERRORS</b> have been removed and the status is <b>READY TO SEND</b> or <b>SENT</b> (from a lower node).</p> <p>The "<b>4 eyes principle</b>" must be respected. Therefore, the User sending must be different from the User who last validated.</p> <p>To send the Transmission of Data , the User must have the role of <b>MS Managing Authority</b> with Update rights (<b>MSMAu</b>).</p> <p>The Sending will have to be <b>electronically signed in accordance with Directive 1999/93/EC</b>.</p>
---------------	--

1. Click on the **SEND** button to send the Transmission of Data to the Commission or to an upper Node:



The system will ask you to confirm the send action:

## Send transmission of data



When sending to the Commission, please check the accuracy of the generated snapshot before confirming the send

CCI

2022FR05FFPR014

Version

202212.0

Last modified

11/01/2023, 14:12

Current node

France

✓ READY TO SEND

[Snapshot of data before send - en](#)

Cancel

Confirm



2. Click on **CONFIRM** to confirm.

On success, the Transmission of Data version has been sent to the Commission or to an upper Node. When sent, the status is set to **SENT**.

### REMARK

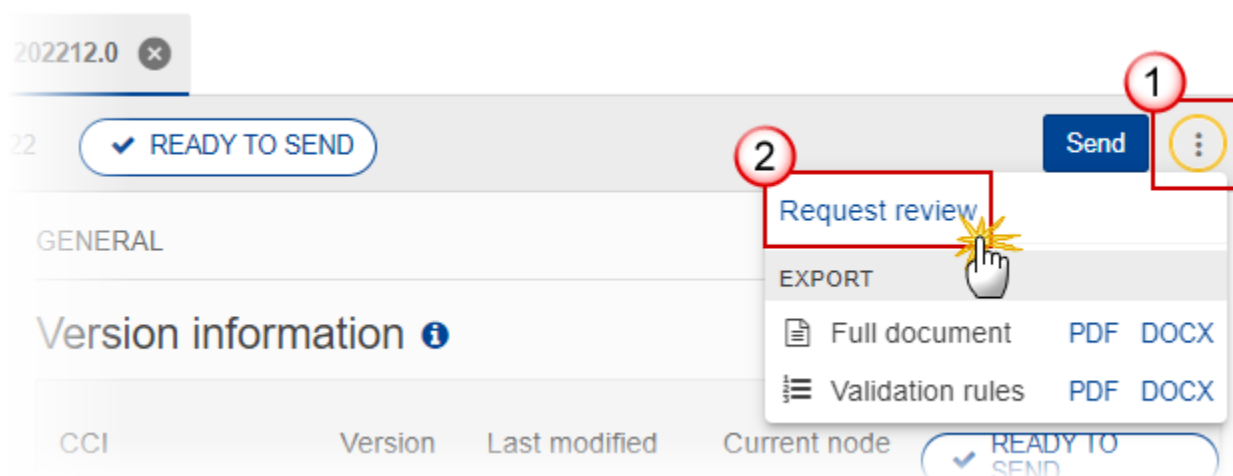
When on the highest MS node, different versions of the generated “Snapshot before send” document will be available so that the sender can first verify what will be send to the Commission:

- A version containing the untranslated content with the template in the Source language.
- When the Source language is different from English, a version containing the untranslated content with the template in English.
- When the Source language is different from English, a version containing a machine translation of the content in English with the template in English.

## Request by MS for a Review of Transmission of Data

<b>REMARK</b>	<p>The Transmission of Data can only be revised by MS <b>when a lower Node exists</b> and the status is <b>SENT</b> (to a higher MS node), <b>OPEN, VALIDATED, READY TO SEND</b> or <b>REVIEW REQUESTED BY MS</b>.</p> <p>This action can be used when a User wants to request a review for the Transmission of Data version sent by the Member State/Region because it is incomplete or incorrect.</p> <p>To request a review for the Transmission of Data version, the User must have the role of <b>MS Managing Authority</b> with Update rights (<b>MSMAu</b>).</p>
---------------	---

Follow the steps to request a review for a Transmission of Data by MS:



1. Select the following:

- (1) Select the icon with 3 vertical dots.
- (2) Click on the **REQUEST REVIEW** button to request revision from the lower Node.

The system will ask you to confirm the request for revision:

## Request for revision of transmission of data

CCI	Version	Last modified	Current node	✓ READY TO SEND
2022FR05FFPR014	202212.0	10/01/2023, 11:22	France	

Reason for request for revision \*

Type some text here

1

2

Cancel Confirm

1. Enter the following:

(1) Enter the *Reason* in the text box provided.

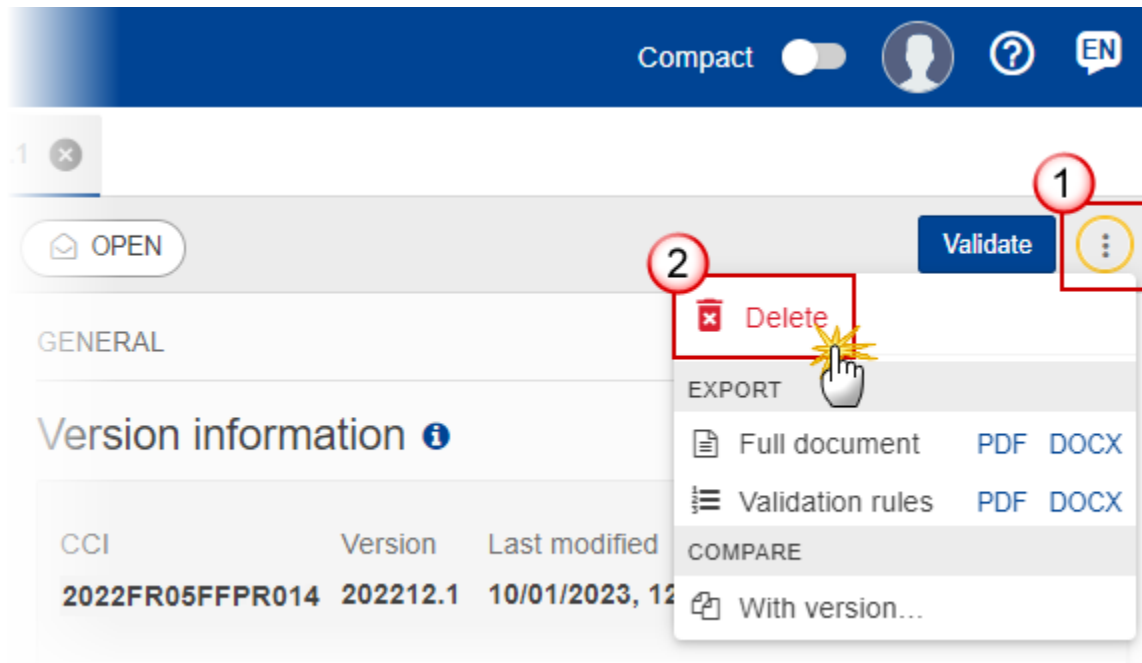
(2) Click on **CONFIRM** to save the information.

On success, the status of the Transmission of Data will be changed to **REVIEW REQUESTED BY MS** and the sender is notified of the action and its reason.

## Delete the Transmission of Data

<b>REMARK</b>	<p>The Transmission of Data can only be deleted when:</p> <ul style="list-style-type: none"><li>• it resides on the owner Node</li><li>• the status is <b>OPEN, VALIDATED, READY TO SEND</b> or <b>REVIEW REQUESTED BY MS</b></li><li>• it has <b>never been sent to the Commission</b> before</li><li>• it has <b>no sent documents attached</b>.</li></ul> <p>To delete the Transmission of Data , the User must have the role of <b>Member State Managing Authority</b> with <b>Update</b> access (<b>MSMAu</b>).</p> <p>The delete is a physical delete and <b>cannot be recovered!</b></p>
---------------	---

Follow the steps to remove the Transmission of Data from the system:




1. Select the following:

- (1) Select the icon with 3 vertical dots.
- (2) Click on the **DELETE** button to remove the Transmission of Data from the system.

The system will ask you to confirm the delete action:

## Delete transmission of data

CCI	Version	Last modified	Current node	
2022FR05FFPR014	202212.1	10/01/2023, 12:06	France	 OPEN

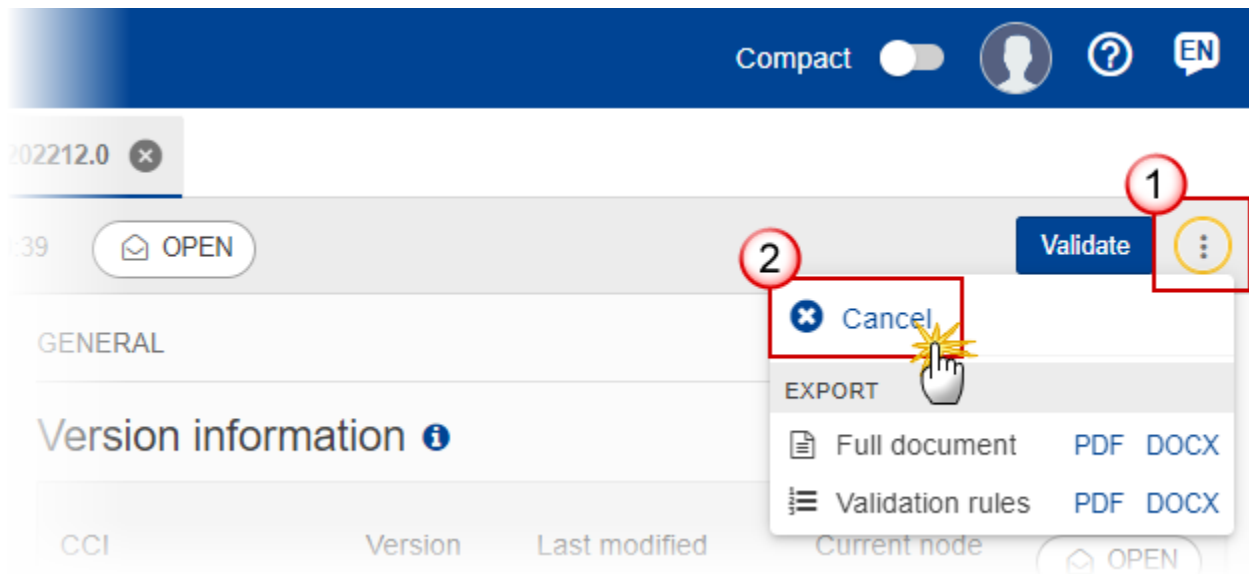
 This action cannot be undone!

- Click on **CONFIRM** to confirm or click on **CANCEL** to return to the Transmission of Data .

## Cancel the Transmission of Data

<b>REMARK</b>	<p>The Transmission of Data can only be cancelled when a Transmission of Data version with documents was sent to the Commission and without any previous work version in status <b>REVIEW REQUESTED BY EC</b>. The notification utility will be called to notify the Commission of the cancel of the version.</p> <p>The Cancel of a Transmission of Data is final, meaning that once cancelled there is no more possibility to submit a ToD for that submission period. There is no create new version when the last version is cancelled.</p> <p>The Cancel of a ToD is only there for the exceptional case when the Programme is stopped and an already created ToD needs to be deleted but can't because there is already a ToD document sent.</p> <p>The Transmission of Data version must currently reside on the User's Node and its status is <b>OPEN, VALIDATED, READY TO SEND</b> or <b>REVIEW REQUESTED BY MS</b> and contains a sent Document and has no previous working version of the same major version in status <b>REVIEW REQUESTED BY EC</b>.</p> <p>To cancel the Transmission of Data , the User must have the role of <b>MS Managing Authority</b> with Update rights (<b>MSMAu</b>).</p>
---------------	---

Follow the steps to cancel the Transmission of Data from the system:

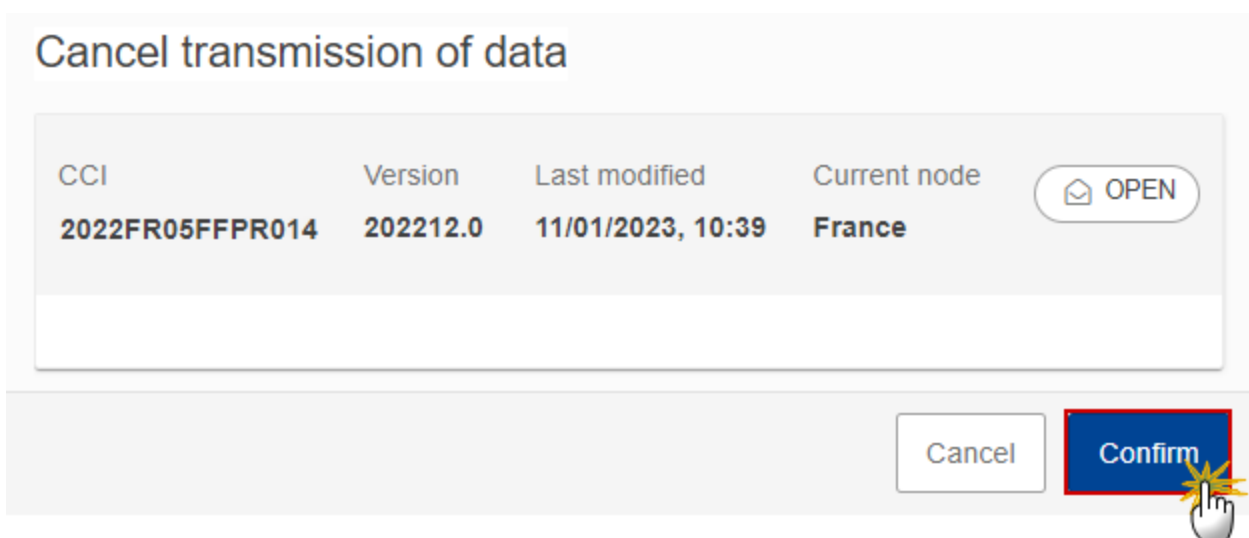


1. Select the following:

(1) Select the icon with 3 vertical dots.

(2) Click on the **CANCEL** button to cancel the Transmission of Data from the system.

The system will ask you to confirm the cancel action:





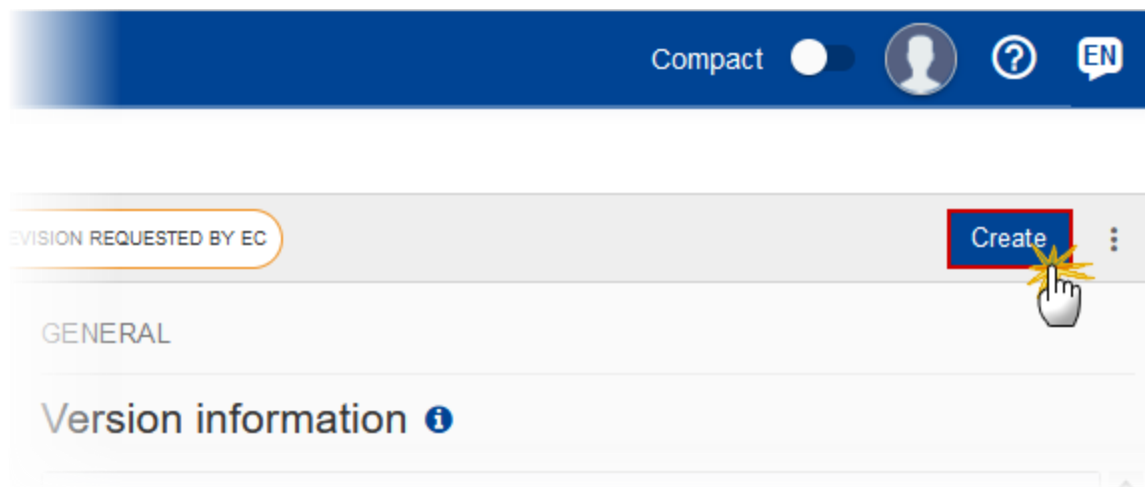
2. Click on **CONFIRM** to confirm or click on **CANCEL** to return to the Transmission of Data .

On success, the status of the Transmission of Data will be changed to **CANCELLED**.

## Create a New Version of the Transmission of Data


<b>REMARK</b>	<p>A new version of the Transmission of Data needs to be created when on the last version of the submission period a review was requested by the Commission, or can be created when the Member State feels the need to send a reviewed version.</p> <p>A new version of the Transmission of Data can only be created when the last working version for submission periods with indicator data (YYYY06, YYYY12) is in status <b>REVIEW REQUESTED BY EC</b> or when the last working version for submission periods without indicator data (YYYY03, YYYY08 and YYYY10) ) is in status <b>SENT</b> to the Commission.</p> <p>To create a new version, the User must have the role of <b>MS Managing Authority</b> with Update rights (<b>MSMAu</b>).</p>
---------------	---


1. Click on the **CREATE** button to create a new version of the Transmission of Data :



The system will ask you to confirm the creation of a new version:

## Create new transmission of data version

CCI	Version	Last modified	Current node	
2022FR05FFPR014	202212.0	10/01/2023, 12:02	European Commission	 REVIEW REQUESTED BY EC



2. Click on **CONFIRM** to confirm. Click on **CANCEL** to return to the Transmission of Data .

On success, a new version of the Transmission of Data has been created as a copy of the last version, with a version number identical to the previous and a working version number incremented by one. Its status is set to **OPEN**.