

Accounts (AIB)	3
Workflow.....	4
Create the Accounts (AIB)	6
Record/Edit the Accounts (AIB)	11
General.....	11
Version Information.....	12
Officials in Charge	13
History	15
Documents.....	16
Uploading & Sending Documents	17
Sending an unsent non-integral document.....	20
Deletion of an unsent document	21
Observations.....	22
Accounts.....	23
Declarations	23
Appendix 1.....	26
Appendix 2.....	28
Appendix 3.....	30
Appendix 4.....	32
Appendix 6.....	35
Appendix 7.....	37
Annual Control Report	38
Management declaration.....	39
Audit opinion.....	42
Introduction	42
Responsibilities	44
Scope limitation	47
Opinion	48

Emphasis of matter	49
Sign the Accounts (AIB)	51
Sign the Management Declaration (AIB)	53
Sign the Audit Opinion (AIB).....	54
Validate the Accounts (AIB).....	56
Prepare the Accounts (AIB) for send to EC	70
Send the Accounts (AIB)	72
Return Accounts (AIB) by MS for modification	73
Delete the Accounts (AIB)	75
Agree by MS with EC proposal (Article 102(3))	77
Disagree by MS with EC proposal (Article 102(4))	78
Create a New Version of the Accounts (AIB)	81

Accounts (AIB)

PURPOSE

This document describes the actions related to the Accounts module managing 3 of the 4 elements of the Assurance Package (Article 98 CPR) for AMIF, ISF and BMVI (AIB) and to be submitted together as one object to the Commission before the 15th of February of each year. These 3 elements are, the Accounts as referred in Article 98.1(a) and described in template Annex XXIV of the CPR, the Management Declaration as referred in Article 74.1(f) and described in template Annex XVIII of the CPR, and the Annual Audit Opinion as referred in Article 77.3(a) and described in template Annex XIX of the CPR. The fourth element of the Assurance Package, the Annual Control Report Article as referred in Article 77.3(b) and described in template Annex XX of the CPR is managed in a separate module, because it can cover multiple Programmes, and will therefore only be referenced in the Accounts module.

REGULATIONS

More details regarding the regulation of the Accounts can be found in the "[About SFC2021](#)" section of the portal.

ROLES

Roles involved in the Accounts are:

MS Managing Authority (MSMA)	<ul style="list-style-type: none">Consult AccountsRecord AccountsUpload Accounts DocumentsDelete AccountsValidate AccountsPrepare Accounts for send to ECSend AccountsReturn Accounts by MS for modificationAgree by MS with EC proposal (Article 102(3))Disagree by MS with EC proposal (Article 102(4))Create New Version of AccountsSign AccountsSign Management Declaration
------------------------------	---

MS Audit Authority (MSAA)	Consult Accounts Record Accounts Upload Accounts Documents Sign Audit Opinion Validate Accounts Prepare Accounts for send to EC Send Accounts
---------------------------	---

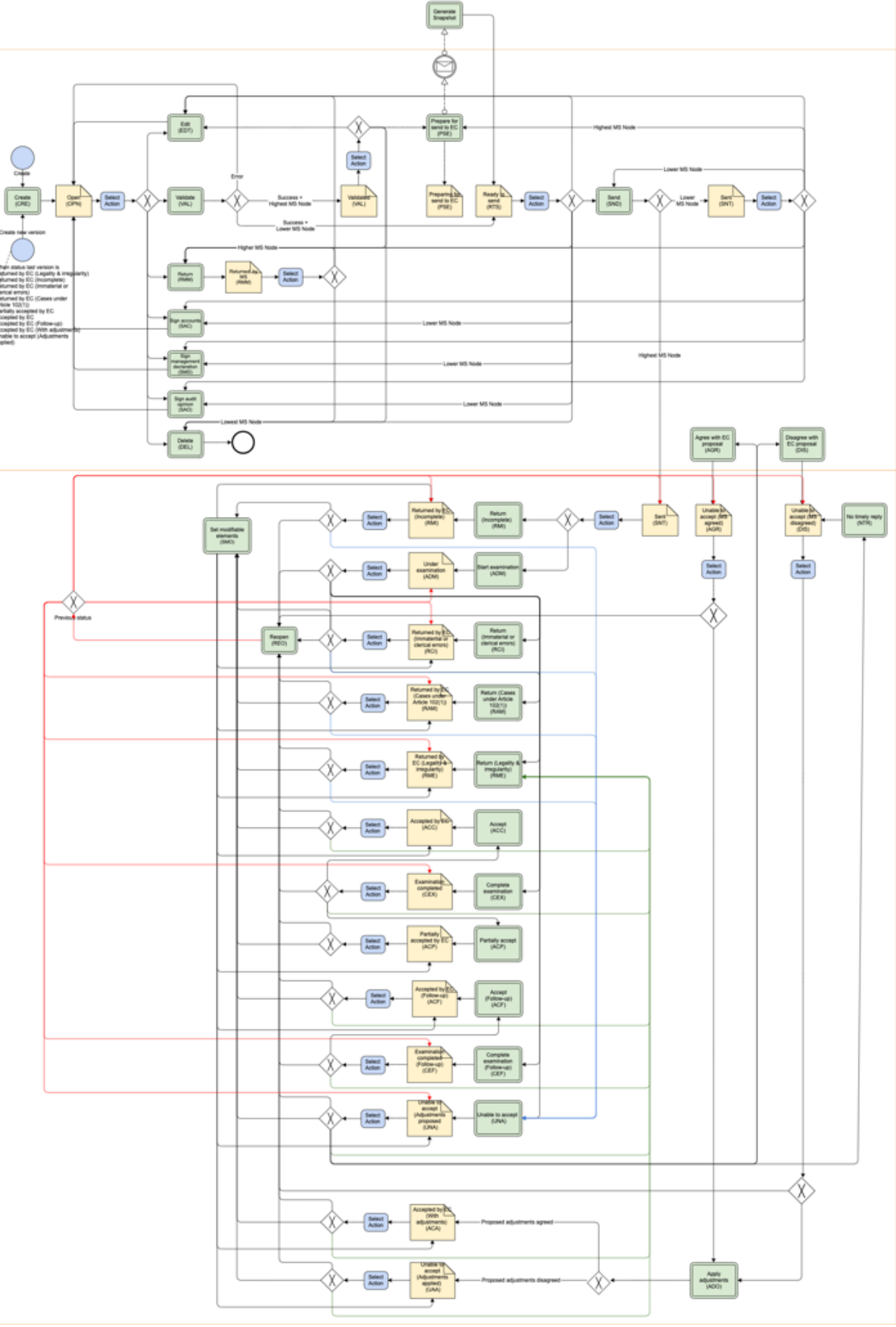
FUNDS

AMIF	ISF	BMVI
------	-----	------

Workflow

This section shows the lifecycle to create and manage the Accounts.

Click [here](#) to see the Accounts workflow diagram in high resolution.



Create the Accounts (AIB)

REMARK	<p>The User is an identified User and has the role of MS Managing Authority or MS Audit Authority with Update rights (MSMAu or MSAAu).</p> <p>The structured Accounts object consists of the Accounts, the Management Declaration and the Audit Opinion. For the Annual Control Report only a link will be maintained.</p> <p>When creating a new Accounts declaration for a specific Accounting Year, it doesn't yet exist.</p> <p>The Programme is adopted and managed on the User's Node.</p>
---------------	---

1. To create the Accounts, go to the **EXECUTION** menu and select the **ACCOUNTS (AIB)** option:

The screenshot shows the SFC2021 ACC menu. At the top, a blue header contains a hamburger menu icon (annotated with a red circle and the number 1), the ACC logo, and the text 'SFC2021'. Below the header is a list of menu items: HOME, STRATEGIC PLANNING, PROGRAMMING, APPLICATION (with an EGF button), MONITORING, EXECUTION (annotated with a red circle and the number 2), and a list of sub-items under EXECUTION. The sub-items include: Payment application (IJG, ETC, EMFAF, AMIF ISF BMVI), Declaration of Expenditure (EAGF), Payment forecast (AMIF ISF BMVI), Forecast of expenditure (EAFRD), Accounts (IJG, ETC), and Accounts (EMFAF, highlighted with a red circle and the number 3). A hand cursor is pointing at the 'Accounts' item under the EMFAF button. Below this, there are two more items: Certification Body Report (EAGF EAFRD) and Certification Body Report and Audit Opinion (EAGF EAFRD).

1

HOME

STRATEGIC PLANNING

PROGRAMMING

APPLICATION EGF

MONITORING

EXECUTION 2

Payment application IJG

Payment application ETC

Payment application EMFAF

Payment application AMIF ISF BMVI

Declaration of Expenditure EAGF

Payment forecast AMIF ISF BMVI

Forecast of expenditure EAFRD

Accounts IJG

Accounts ETC

Accounts EMFAF

3 Accounts AMIF ISF BMVI

Certification Body Report EAGF EAFRD

Certification Body Report and Audit Opinion EAGF EAFRD

2. In the search screen click on the **CREATE** button to create new Accounts:

ACC-AIB list

Show

Export

Refresh

Clear

Create

CCI	Version	Accounting year	Title	Status	Status date
-----	---------	-----------------	-------	--------	-------------

You are redirected to the Accounts Creation Wizard:

CREATE ACCOUNTS

CCI *

1

Select a CCI

Accounting year *

2

Select an accounting year

National reference

3

4

Cancel

Create

3. Enter or select the following information:

(1) Select the *CCI* Number.

The CCI list contains all adopted AMIF, ISF and BMVI Programmes managed at the User's Node and which only cover Funds for which the User is registered and for which a required Annual Accounts is missing.

(2) Select the *Accounting year*.

The Accounts are always for a specific Accounting Year. Creation of the Accounts for an Accounting Year will only be enabled after the final date for submission of a Payment Application of that Accounting Year. The Accounting Year list will therefore contain all required Accounting Years for which no Accounts version exists and with a final date for submission of a Payment Application < current date, and a non-zero submitted Payment Application for the Accounting Year and for at least one of the Funds covered by the Programme exists. [A zero Payment Application has no eligible expenditure in column \(B\) Total amount of eligible expenditure in the Expenditure section.](#) The required Accounting Years are those between start and end of eligibility of the last available adopted programme version (Accounting Year end date >= Adopted Programme version start of eligibility and Accounting Year start date <= Adopted Programme version end of eligibility), but only starting with the 2022 Accounting Year (01/07/2022-30/06/2023).

For Programmes without SCO (Appendix1)(ProgrammeVersion.useOfArt94 is false) and without FNLC (Appendix2)(ProgrammeVersion.useOfArt95 is false) a zero Payment Application has a Grand Total of Total amount of eligible expenditure (B) in the PAP expenditure table equal to 0.

For Programmes with SCO (Appendix1)(ProgrammeVersion.useOfArt94 is true) or with FNLC (Appendix2)(ProgrammeVersion.useOfArt95 is true) a zero Payment Application has a Grand Total of Total amount of eligible expenditure (B) + Total amount of Union contribution (C) in the PAP expenditure table equal to 0.

(3) Enter the *National reference* if applicable.

(4) Click on **CREATE**.

The status of the Accounts is **OPEN**.

REMARK	<p>On Create, the initial Accounts structure is created and a Table of Content (ToC)/Navigation Tree is presented, so the User can continue to populate the structured data of the Accounts.</p> <p>The Accounts version is linked to the last adopted version of the Programme with a Decision Date smaller or equal to the Accounting Year End Date and with a start of eligibility date \leq Accounting Year end date and with an end of eligibility period \geq Accounting Year start date. If such Programme version doesn't exist, link to first adopted one.</p> <p>The records for the Accounts Appendixes which are per Fund are automatically created when a Payment Application has been submitted for the Accounts Accounting Year, based on the intervention logic defined in the linked Programme version, and completed with values from the equivalent Payment Application tables and appendices:</p> <ul style="list-style-type: none"> • The amounts of Appendix 1 and the TA Rate and Co-financing Rate are initialized with the expenditure amounts and rates from the last submitted Payment Application version of the same Accounting Year and for the Funds covered by the Programme. • The amounts of Appendix 3 are initialized with the Appendix 1 amounts from the last submitted Payment Application version of the same Accounting Year and for the Funds covered by the Programme. • The column A and B amounts of Appendix 4 are initialized with the expenditure amounts from the last submitted Payment Application version of the same Accounting Year and for the Funds covered by the Programme. • The amounts of Appendix 5 are initialized with the Appendix 2 amounts from the last submitted Payment Application version of the same Accounting Year and for the Funds covered by the Programme. • The amounts of Appendix 6 are initialized with the Appendix 3 amounts from the last submitted Payment Application version of the same Accounting Year and for the Funds covered by the Programme. • The amounts of Appendix 7 are initialized with the Appendix 4 amounts from the last submitted Payment Application version of the same Accounting Year and for the Funds covered by the Programme. <p>The information on Authorities in the last version of the Programme is used to populate:</p> <ul style="list-style-type: none"> • The representative of the Managing Authority or of the Body(-ies) carrying out the accounting function in the Declarations of the Accounts. • The Head of the Management Authority in the Management Declaration. • The Name of the Audit Authority in the Introduction of the Audit Opinion. • The Name of the Managing Authority in the Responsibilities of the Audit Opinion. <p>The Source language is copied from the linked Programme version.</p>
--------	---

Record/Edit the Accounts (AIB)

REMARK	<p>The User is an identified User and has the role of MS Managing Authority or MS Audit Authority with Update rights (MSMAu or MSAAu).</p> <p>When editing a version of the Accounts, its status is OPEN, VALIDATED, READY TO SEND, SENT or RETURNED BY MS at the level of the Member State and currently resides on the User's Node.</p> <p>When modifying one of the items of the Accounts in the initial work version, the signatures of the signers and the signing dates for Accounts, Management Declaration and Audit Opinion will be removed and a new sign action by the Managing Authority or the Body entrusted with the accounting function on the Accounts and one by the Management Authority on the Management Declaration and one by the Audit Authority on the Audit Opinion will have to be performed before sending to the Commission is allowed. When the work version is > 0, then the signatures of the Management Declaration and Audit Opinion are only removed when these elements were set as modifiable.</p> <p>When modifying one of the items of the Management Declaration in the initial work version, the signatures of the signers and the signing dates for Management Declaration and Audit Opinion will be removed and a new sign action by the Management Authority on the Management Declaration and one by the Audit Authority on the Audit Opinion will have to be performed before sending to the Commission is allowed. When the work version is > 0, then the signature of the Audit Opinion is only removed when this element was set as modifiable.</p> <p>When modifying one of the items of the Audit Opinion, the signature of the signer and the signing date for the Audit Opinion will be removed and a new sign action by the Audit Authority on the Audit Opinion will have to be performed before sending to the Commission is allowed.</p> <p>The Accounts contains 4 main elements: Accounts, Management Declaration, Audit Opinion and a reference to an Annual Control Report version. The previous Accounts version for the same Accounting Year determines which of the 4 elements can be modified. The Edit, Add and Delete buttons will be disabled for all datasets belonging to an element which is not modifiable. For partially accepted Funds, the Accounts element is never modifiable.</p>
---------------	---

General


This section includes the header data to identify the main characteristics of the Accounts.

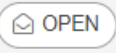
Version Information

NOTE	<p>The Version Information contains information on the identification and status of the Accounts version like the CCI, the Version number, the Accounting year, the Status, the Node where it currently resides, the Title in English, the National reference and information from the linked Programme like its Version number, its Commission decision number and date, and the Eligibility period. The Funds with their Accounts accepted are only shown when the Accounts was previously partially accepted (contains one or more accepted Fund flags) and is not in status ACCEPTED BY EC, ACCEPTED BY EC (FOLLOW-UP), UNABLE TO ACCEPT (ADJUSTMENTS APPLIED) or ACCEPTED BY EC (WITH ADJUSTMENTS).</p> <p>The Version information for the Accounts cannot be modified once the version has been created, only the National reference and the Source language can be updated.</p>
-------------	---

1. Click on the **EDIT** button to enter a *National reference* or change the *Source language*:

Version information ⓘ

 **Edit**

CCI	Version	Accounting year	Last modified	Current node	 OPEN
2021BE65AMPR001	2023.0	01/07/2023 - 30/06/2024	11/01/2024, 15:25	Belgium	

Title in English

National Programme Belgium - AMIF

Commission decision number

C(2023)5813

Commission decision date

22/08/2023

Eligible from

01/01/2021

Eligible until

31/12/2029

National reference

Source language

[EN] English


Programme version

2.0

The Edit details pop-up window appears:

Version information

CCI	Version	Accounting year	Last modified	Current node
2021BE65AMPR001	2023.0	01/07/2023 - 30/06/2024	11/01/2024, 15:25	Belgium

 OPEN

Title in English

National Programme Belgium - AMIF

Commission decision number

C(2023)5813

Commission decision date

22/08/2023

Eligible from

01/01/2021

Eligible until

31/12/2029

National reference

Source language *

[EN] English

Programme version

2.0

Cancel




Save

2. Enter or change the following information:

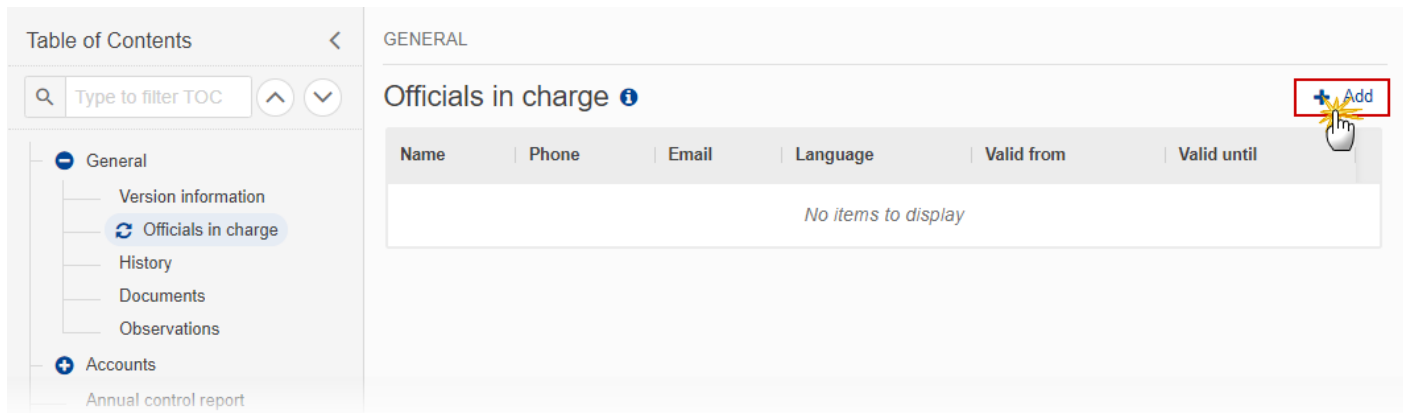
- (1) Enter the *National reference* if applicable.
- (2) Change the *Source language* if needed.
- (3) Click on **SAVE** to save the information.

Officials in Charge

NOTE	<p>Officials in Charge can be updated at any time, independent from the status of the Accounts.</p> <p>Commission Officials (email domain "ec.europa.eu") can only be created/updated/deleted by Commission Users.</p>
-------------	--

- Click on the **ADD** button  to add a new official in charge.
- Clicking on the **EDIT** icon  of a row will allow you to modify the information of this official.
- Clicking on the **DELETE** icon  of a row will allow you to delete the official in charge selected.

1. Click on the **ADD** button to add a new Official in Charge:



The Edit details pop-up window appears:

Officials in charge ⓘ

Add official

Name * 1

Some One

Email * 2

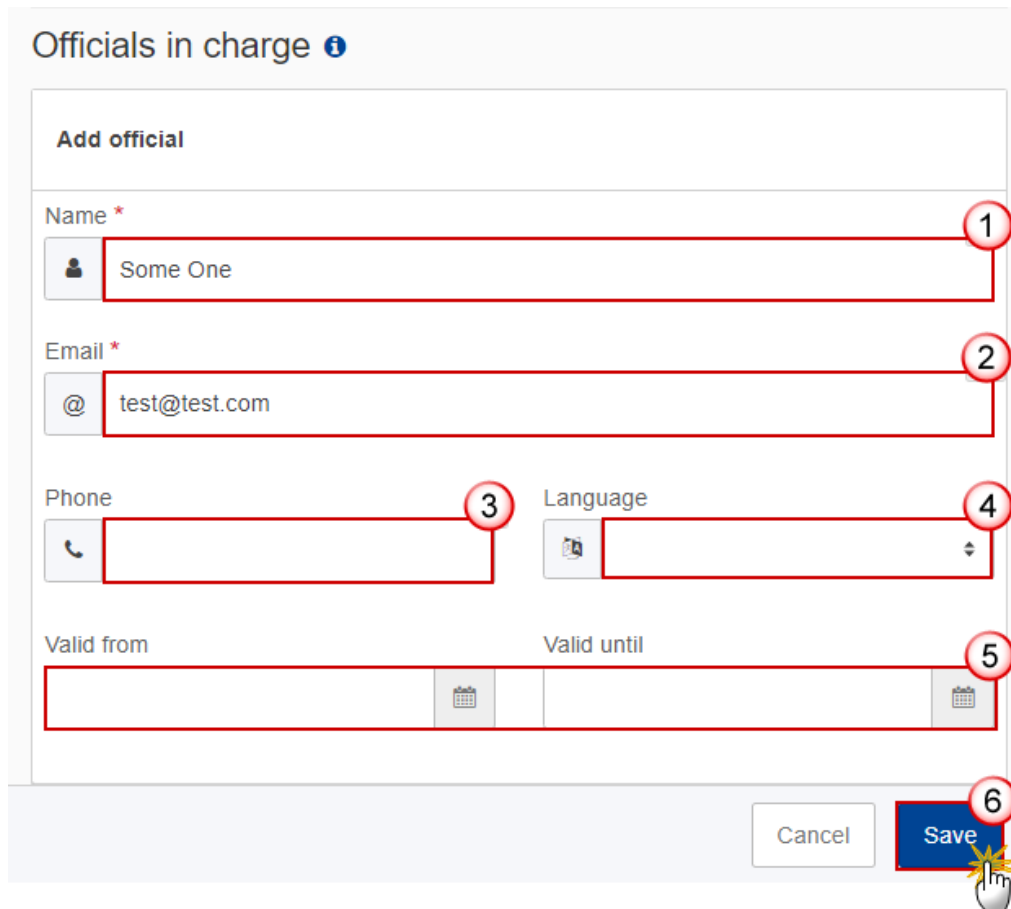
@ test@test.com

Phone 3

Language 4

Valid from Valid until 5

Cancel Save 6



2. Enter or select the following information:

(1) Enter the *Name*.

(2) Enter the *Email*.

The format of the Email address will be validated by the system and should be unique.

(3) Enter the *Phone* number.

(4) Select the *Language*.

(5) Enter the *Valid from* and *Valid until* dates.

The *Valid until* date should be greater than the *Valid from* date.

(6) Click on **SAVE** to save the information.

History

This section shows all the actions that have been taken on the Accounts since it was created, for example:

Table of Contents <

🔍 Type to filter TOC ^ v

- General
 - Version information
 - Officials in charge
 - History
 - Documents
 - Observations
- Accounts
 - Annual control report
 - Management declaration
- Audit opinion

No validation result available

GENERAL

History ⓘ

27/12/2023
16:28

○

OPEN

Action **Edit** on node **Piemonte (IT14)** by **Gsb (External)**, **Ste (n005mfl1)**

27/12/2023
16:20

○

OPEN

Action **Create** on node **Piemonte (IT14)** by **Gsb (External)**, **Ste (n005mfl1)**

Documents

NOTE	<p>The Documents list shows all documents uploaded against this version of the Accounts by Member State and by Commission. Member State Users see all their own Documents and the sent Commission Documents. Commission Users see all their own Documents, unsent Integral Member State Documents and sent Member State Documents.</p> <p>Only unsent documents can be deleted. Once a document has been sent to the Commission it cannot be deleted.</p>
-------------	---

The following documents will be foreseen:

Description	Internal Code	Non-Integral (1)	Integral (2)	System (3)	Required (4)
Snapshot of data before send	SNP.ACCSNT		X	X	X
MS disagreement letter on EC proposal	ACC.DIS(5)		X		





MS letter to request an extension of the deadline for the accounts	ACC.REX	X			
--	---------	---	--	--	--

- (1) Document can be sent at any time
- (2) Document will be automatically sent when the Object is sent
- (3) Document automatically created by the system
- (4) Document required in the system before a next action can be executed
- (5) This document type is normally integral, but since it must be created and sent by the Member State when the Accounts already reside at Commission level, the integral feature will be implemented programmatically

Uploading & Sending Documents

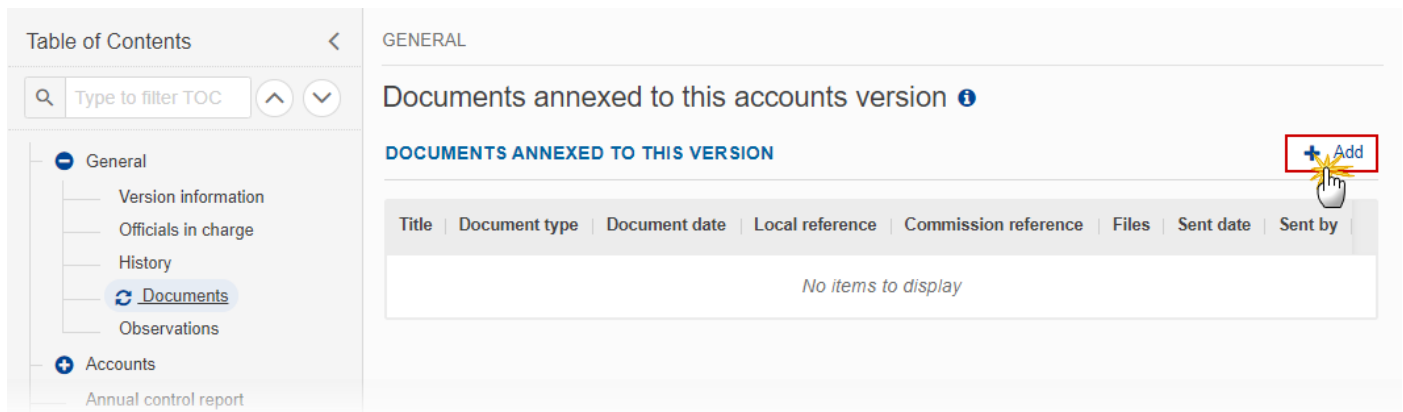
NOTE	Only unsent documents can be deleted. Once a document has been sent to the Commission it cannot be deleted.
-------------	--

Multiple documents can be uploaded in the Accounts.

- Clicking on the **ADD** button  will open a pop-up window allowing you to add a new document type with attachments.
- Selecting a document row and clicking on the **VIEW** icon  will allow you to view the document information.
- Selecting a document row and clicking on the **EDIT** icon  will allow you to modify the document information. If a document of type 'Other Member State Document' must be sent, you can select the edit icon in order to send the document.
- Selecting a document row and clicking on the **DELETE** icon  will allow you to delete the document and all attachments.

REMARK	<p>Integral Documents (Official Proposal etc) are only sent - together with the encoded data – once the Accounts is sent to the EC.</p> <p>Referential/non-integral Documents (ie. 'Other Member State Document') can be sent at any time independently of the status of the Accounts.</p> <p>The 'Other Member State Document' type demands a manual submission (they are NOT sent automatically when the object is sent to the EC).</p> <p>A non-integral document is only visible to the Commission when the SENT DATE is visible.</p>
--------	--

1. Click on the **Add** button to add a new document:



The screenshot shows a web interface for managing documents. On the left, a 'Table of Contents' sidebar lists sections: General (with sub-items: Version information, Officials in charge, History, Documents, Observations), Accounts (with sub-item: Annual control report), and a plus icon. The 'Documents' item is selected. The main content area is titled 'GENERAL' and 'Documents annexed to this accounts version'. Below this is a section 'DOCUMENTS ANNEXED TO THIS VERSION' which contains a table. The table has headers: Title, Document type, Document date, Local reference, Commission reference, Files, Sent date, and Sent by. The table body is empty, displaying 'No items to display'. A red rectangular box highlights a '+ Add' button in the top right corner of the table area, with a mouse cursor icon pointing at it.

The Edit document details pop-up window appears:

Document

Document title *

Document type *

Document date *

Local reference

ATTACHED FILES



Title	Type	Language	File / Upload	Action
-------	------	----------	---------------	--------

2. Enter or select the following information:

(1) Enter a *Document Title* for your Document.

(2) Select a *Document Type*.

(3) Enter a *Document Date*.

The system automatically fills the field with today's date, but this can be modified.

(4) Enter a *Local reference*.



(5) Click on the **ADD** button to add a new attachment:

- You can add multiple attachments by clicking on the **ADD** button.
- You can remove unwanted attachments by selecting the attachment and clicking on the **REMOVE** button.

The **Attached files** window becomes editable:

ATTACHED FILES

+ Add

Title	Type	Language	File / Upload	Action
Integral doc	Main	English	Browse Choose file	 

Cancel **Save**

(5) After the attachments are uploaded click on **SAVE**.

Table of Contents

- General
 - Version information
 - Officials in charge
 - History
 - Documents**
 - Observations
- + Accounts
 - Annual control report
 - Management declaration

GENERAL

Documents annexed to this accounts version ⓘ

DOCUMENTS ANNEXED TO THIS VERSION + Add

Title	Document type	Document date	Local reference	Commission reference	Files	Sent date	Sent by	
ACC doc	MS letter to request an extension of the deadline for the accounts	16/11/2023			1			

REMARK	The SAVE & SEND button will only be shown for documents which are not integral part of the Object and after at least one attachment was added.
---------------	---

Deletion of an unsent document

NOTE	Only unsent documents can be deleted. Once a document has been sent to the Commission it cannot be deleted.
-------------	--

1. In the row of a previously uploaded unsent document click on the **DELETE** icon to delete the document and associated attachments:

Table of Contents


Search: Type to filter TOC

- General
 - Version information
 - Officials in charge
 - History
 - Documents
 - Observations
- Accounts
 - Annual control report
 - Management declaration

GENERAL

Documents annexed to this accounts version

DOCUMENTS ANNEXED TO THIS VERSION

Title	Document type	Document date	Local reference	Commission reference	Files	Sent date	Sent by	
ACC doc	MS letter to request an extension of the deadline for the accounts	16/11/2023			1			

A confirmation window appears:

Delete document

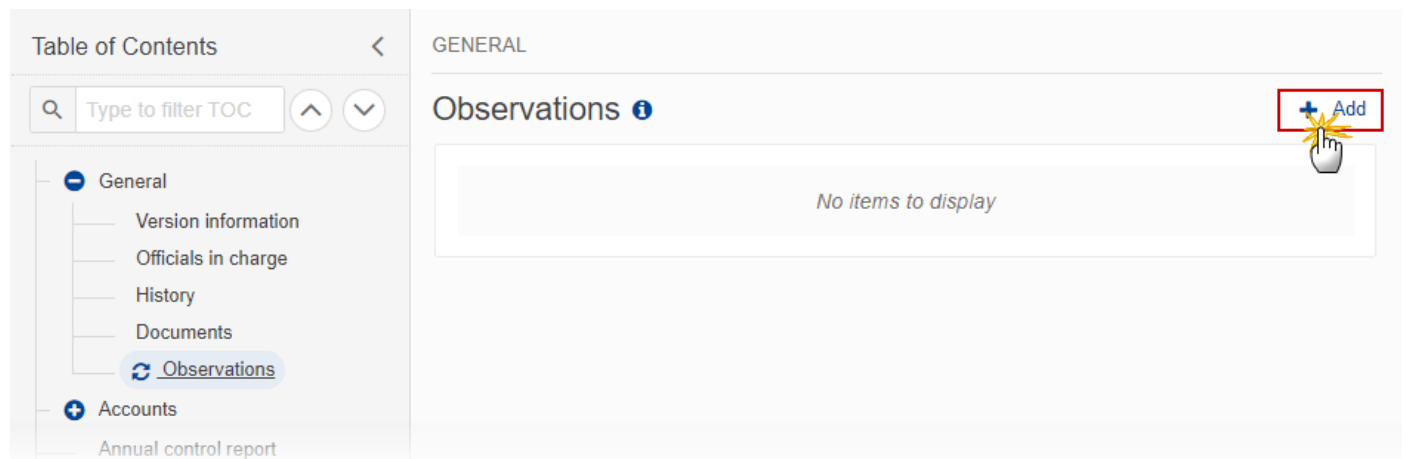
Are you sure you want to delete the document with title "ACC doc"? This action cannot be undone.

2. Click on **OK** to confirm deletion.

Observations

NOTE	<p>This section is used to provide any relevant information to the Accounts. It can be used as a type of 'chat' between the Member State and Commission.</p> <p>All Users who have Read permission on the Accounts will be able to read all Observations in the conversation.</p> <p>All Users who have Update permission on the Accounts will be able to send an observation and participate in the conversation.</p> <p>All observations are kept against the specific version of the Accounts.</p> <p>The observation is added below the Observations box and includes the username, the date and time of the post.</p>
-------------	--

1. Click on the **ADD** button to add an observation:



The Add new observation screen appears:

Observations ⓘ

Add new observation

Should I add the extra information as a document?

Cancel Save

2. Enter the following information:

(1) Enter an observation.

(2) Click on **Add** to save the information.

Accounts

Declarations

NOTE	Representing the managing authority / the body(-ies) carrying out the accounting function is retrieved from the last version of the Programme. In normal cases this value is not updateable because Authority data should be maintained in the Programme. However, since the information maintained in the Programme and the one needed here could be different, by default we will allow to update it here. An Accounts setting is foreseen to enable/disable the update when needed.
------	--

1. Click on the **Edit** button to edit information in the table:

Table of Contents

Type to filter TOC

General

Version information

Officials in charge

History

Documents

Observations

Accounts

Declarations

Appendix 1

Appendix 2

Appendix 3

Appendix 4

Appendix 6

Appendix 7

Annual control report

Management declaration

Audit opinion

No validation result available

ACCOUNTS

Declarations

Edit

The managing authority / the body carrying out the accounting function responsible for the programme hereby confirms that:

(1) the accounts are complete, accurate and true;

(2) the provisions in points (b) and (c) of Article 76(1) are respected.

Representing the managing authority / the body carrying out the accounting function

Contact1

The managing authority responsible for the programme hereby confirms that:

(1) the expenditure entered into the accounts complies with applicable law and is legal and regular;

(2) the provisions in the Fund-specific Regulations, Article 63(5) of the Financial Regulation and in points (a) to (e) of Article 74(1) of this Regulation are respected;

(3) the provisions in Article 82 with regard to the availability of documents are respected.

Representing the managing authority

Contact1

Date: *Not signed yet*

e-Signature: *Not signed yet*

The Edit details pop-up window appears:

ACCOUNTS

Declarations ⓘ

The managing authority / the body carrying out the accounting function responsible for the programme hereby confirms that:

- (1) the accounts are complete, accurate and true;
- (2) the provisions in points (b) and (c) of Article 76(1) are respected.

Representing the managing authority / the body carrying out the accounting function *

Contact1

1

The managing authority responsible for the programme hereby confirms that:

- (1) the expenditure entered into the accounts complies with applicable law and is legal and regular;
- (2) the provisions in the Fund-specific Regulations, Article 63(5) of the Financial Regulation and in points (a) to (e) of Article 74(1) of this Regulation are respected;
- (3) the provisions in Article 82 with regard to the availability of documents are respected.

Representing the managing authority *

Contact1

2

Date: Not signed yet
e-Signature: Not signed yet

Cancel

Save

3

2. Enter the following information:

- (1) Enter the name of the person *Representing the managing authority / the body carrying out the accounting function*.
- (2) Enter the name of the person *Representing the managing authority*.
- (3) Click on **SAVE** to save the information.

REMARK	<p>The signature of the Accounts Declaration(s) is required before the Accounts can be sent to the Commission. See chapter Sign the Accounts (AIB).</p> <p>Once the Accounts Declaration(s) is signed, the <i>Date</i> is the date the Accounts were signed and the <i>e-Signature</i> is the Name of the Signer in the system.</p>
---------------	---

Appendix 1

A record is automatically foreseen by the create action for each record in table 6 of the linked Programme version. Extra information from the last submitted Payment Application for this Accounting Year and Fund (Co-financing rate and Calculation basis) will not be visible in the page but are persisted. Columns A and B are initialized with the values from the corresponding columns of the last submitted Payment Application for this Accounting Year and Fund, when exists (ACC A = PAP B+C, ACC B = PAP D).

The TA 36(5) Total amount of eligible expenditure (A) is calculated and is equal to the SUM [A when Calculation basis in (Total,null) or B when Calculation basis is Public] * Co-financing rate * 6%. The Co-financing rate comes from the last submitted Payment Application for this Accounting Year and Fund where it was calculated and persisted from its linked Programme version.

NOTE Example:

Specific Objective	Type of Action	Co-Financing Rate	Calculation basis	A	B	TA36(5) = Co-Financing Rate * (A or B) * 6%
SO1	Regular actions	50%	T	200€	180 €	6.00 €
SO1	Operating Support	60%	P	200€	200 €	7.20 €
TA 36(5)		100%		13.20 €		13.20 €

A Grand total is foreseen.



1. Click on the **Edit** button to edit information in the table:

ACCOUNTS

Appendix 1

Amounts entered into the accounting systems of the accounting function – point (a) of Article 98(3)

This table shall not include expenditure linked to specific objectives for which enabling conditions are not fulfilled, with the exception of operations that contribute to the fulfilment of enabling conditions

Specific objective	Type of action	Total amount of eligible expenditure  (A)	Total amount of the corresponding public contribution made or to be made  (B)
1. CEAS	Regular actions	18.00	9.00
1. CEAS	Annex IV actions	18.00	9.00
1. CEAS	Operating support	18.00	9.00
2. Legal migration and integration	Regular actions	18.00	9.00
2. Legal migration and integration	Specific actions	18.00	9.00
2. Legal migration and integration	Annex IV actions	18.00	9.00
2. Legal migration and integration	Operating support	18.00	9.00
3. Return	Regular actions	18.00	9.00

2. Enter the following information:

- (1) Enter the amounts in the columns.
- (2) Click on **SAVE** to save the information.

Appendix 2

NOTE

A record is automatically foreseen by the create action for each record in table 6 of the linked Programme version. Extra information from the Programme record (Co-financing rate and Calculation basis) will not be visible in the page but are persisted.

The Split part automatically contains a set of 3 records for all Accounting Years up to and including the Accounting Year of this Accounts version.

A Grand Total is foreseen.

The TA 36(5) Total amount of expenditure in payment applications (A) is calculated and is equal to the SUM [A when Calculation basis in (Total,null) or B when Calculation basis is Public] * Co-financing rate * 6%. Column (B) is empty as not applicable.

Example:

Specific Objective	Type of Action	Co-Financing Rate	Calculation basis	A	B	TA36(5) = Co-Financing Rate * (A or B) * 6%
SO1	Regular actions	50%	T	200€	180 €	6.00 €
SO1	Operating Support	60%	P	200€	200 €	7.20 €
TA 36(5)		100%		13.20 €		13.20 €

1. Click on the **Edit** button to edit information in the table:

Table of Contents

Type to filter TOC

General

Version information

Officials in charge

History

Documents

Observations

Accounts

Declarations

Appendix 1

Appendix 2

Appendix 3

Appendix 4

Appendix 6

Appendix 7

Annual control report

Management declaration

Audit opinion

No validation result available

ACCOUNTS

Appendix 2

Amounts withdrawn during the accounting year – point (b) of Article 98(3) and Article 98(7)

Withdrawals

Specific objective	Type of action	Total amount of expenditure included in payment applications (A)	Corresponding public contribution (B)
1. CEAS	Regular actions		
1. CEAS	Annex IV actions		
1. CEAS	Operating support		
2. Legal migration and integration	Regular actions		
2. Legal migration and integration	Specific actions		
2. Legal migration and integration	Annex IV actions		
2. Legal migration and integration	Operating support		
3. Return	Regular actions		
3. Return	Annex IV actions		

The Edit details pop-up window appears:

ACCOUNTS


Appendix 2

Amounts withdrawn during the accounting year – point (b) of Article 98(3) and Article 98(7)

		Withdrawals	
Specific objective	Type of action	Total amount of expenditure included in payment applications (A)	Corresponding public contribution (B)
1. CEAS	Regular actions		
1. CEAS	Annex IV actions		
1. CEAS	Operating support		
2. Legal migration and integration	Regular actions		
2. Legal migration and integration	Specific actions		
2. Legal migration and integration	Annex IV actions		
2. Legal migration and integration	Operating support		
3. Return	Regular actions		

1

2

Cancel Save 

2. Enter the following information:

(1) Enter the amounts in the columns.


(2) Click on **SAVE** to save the information.

Appendix 3

ACCOUNTS

Appendix 3

Amounts of programme contributions paid to financial instruments (cumulative from the start of the programme) - point (c) of Article 98(3)

Specific objective	Type of action	Amount included in the first payment application and paid to the financial instrument 		Corresponding cleared amount as referred to in Article 92(3)	
		Total amount of programme contributions paid to financial instruments (A)	Total amount of corresponding public contribution (B)	Total amount of programme contributions pursuant to Article 92(2)(b) (C)	Total amount of corresponding public contribution (D)
1. CEAS	Regular actions				
1. CEAS	Annex IV actions				
1. CEAS	Operating support				
2. Legal migration and integration	Regular actions				
2. Legal migration and integration	Specific actions				
2. Legal migration and integration	Annex IV actions				
2. Legal migration and integration	Operating support				

Cancel Save

2. Enter the following information:

- (1) Enter the amounts in the columns.
- (2) Click on **SAVE** to save the information.

Appendix 4

<p>NOTE</p>	<p>A record is automatically foreseen by the create action for each record in table 6 of the linked Programme version. Columns A and B are initialized with the expenditure values from the corresponding columns of the last submitted Payment Application for this Accounting Year and Fund, when exists (ACC A = PAP B+C, ACC B = PAP D).</p> <p>Columns C and D are the values from Appendix 1 of this Accounts (ACC APP4.C = ACC APP1.A, ACC APP4.D = ACC APP1.B).</p> <p>A Grand total is foreseen.</p> <p>Differences (E) and (F) can only be positive, meaning that the expenditure declared in the Accounts can never be higher that the expenditure declared in the last Payment Application for the same Accounting Year. This is checked by validation rule ACC_049.</p>
--------------------	--

1. Click on the **Edit** button to edit information in the table:

Table of Contents

Q Type to filter TOC


- General
 - Version information
 - Officials in charge
 - History
 - Documents
 - Observations
- Accounts
 - Declarations
 - Appendix 1
 - Appendix 2
 - Appendix 3
 - Appendix 4**
 - Appendix 6
 - Appendix 7
 - Annual control report
 - Management declaration
 - Audit opinion

No validation result available

ACCOUNTS

Appendix 4

Reconciliation of expenditure - point (d) of Article 98(3) and Article 98(7)



		Total eligible expenditure included in payment applications submitted to the Commission		Expenditure declared in accord the Regulation
Specific objective	Type of action	Total amount of eligible expenditure (A)	Total amount of public contribution (B)	Total amount of eligible expenditure (C)
1. CEAS	Regular actions	18.00	9.00	18.00
1. CEAS	Annex IV actions	18.00	9.00	18.00
1. CEAS	Operating support	18.00	9.00	18.00
2. Legal migration and integration	Regular actions	18.00	9.00	18.00
2. Legal migration and integration	Specific actions	18.00	9.00	18.00
2. Legal migration and integration	Annex IV actions	18.00	9.00	18.00
2. Legal migration and integration	Operating support	18.00	9.00	18.00
3. Return	Regular actions	18.00	9.00	18.00
3. Return	Annex IV actions	18.00	9.00	18.00

The Edit details pop-up window appears:

ACCOUNTS

Appendix 4 ⓘ

Reconciliation of expenditure - point (d) of Article 98(3) and Article 98(7)

Specific objective	Type of action	Total eligible expenditure included in payment applications submitted to the Commission		Expenditure declared in accordance with Article 98 of the Regulation		Difference (E=A-C)
		Total amount of eligible expenditure ⓘ (A)	Total amount of public contribution ⓘ (B)	Total amount of eligible expenditure ⓘ (C)	Total amount of the corresponding public contribution ⓘ (D)	
1. CEAS	Regular actions	18.00	9.00	18.00	9.00	0.00
1. CEAS	Annex IV actions	18.00	9.00	18.00	9.00	0.00
1. CEAS	Operating support	18.00	9.00	18.00	9.00	0.00
2. Legal migration and integration	Regular actions	18.00	9.00	18.00	9.00	0.00
2. Legal migration and integration	Specific actions	18.00	9.00	18.00	9.00	0.00
2. Legal migration and integration	Annex IV actions	18.00	9.00	18.00	9.00	0.00
2. Legal migration and integration	Operating support	18.00	9.00	18.00	9.00	0.00

Cancel

Save

ACCOUNTS

Appendix 4 ⓘ

Reconciliation of expenditure - point (d) of Article 98(3) and Article 98(7)

Comments (obligatory in case of difference for each type of deduction in accordance with Article 98(6))				
(F=B-D)	Ongoing legality and regularity ⓘ (G1)	Financial corrections ⓘ (G2)	Other deductions (G3)	Comments (G4)
0.00				
0.00				
0.00				
0.00				
0.00				
0.00				
0.00				

Cancel

Save

2. Enter the following information:

(1) Enter the amounts in the columns.

(2) Click on **SAVE** to save the information.

Appendix 6

NOTE	<p>A record is automatically foreseen by the create action for each distinct Specific Objective, Type of Action record in table 6 of the linked Programme version that corresponds to the Fund of the Accounts. Columns B, C, D and E are initialized with the values from the corresponding columns of Appendix 3 of the last submitted Payment Application for this Accounting Year and Fund, when exists (ACC B = PAP B, ACC C = PAP C, ACC D = PAP D, ACC E = PAP E).</p> <p>Columns B and C for Technical Assistance records (TA.36(5) and TA.37) will not be editable.</p> <p>Column D is the sum of columns A from Appendix 1 of the last submitted Accounts version of each past Accounting Year, plus from the current Accounts version. Column E is the sum of column B from Appendix 1 of the last submitted Accounts version of each past Accounting Year, plus from the current Accounts version.</p> <p>A Grand total is foreseen.</p>
-------------	--

1. Click on the **EDIT** button to edit information in the table:

Table of Contents

Type to filter TOC

General

Version information

Officials in charge

History

Documents

Observations

Accounts

Declarations

Appendix 1

Appendix 2

Appendix 3

Appendix 4

Appendix 6

Appendix 7

Annual control report

Management declaration

Audit opinion

No validation result available

ACCOUNTS

Appendix 6

Information on expenditure linked to specific objectives for which enabling conditions are not fulfilled (cumulative from the beginning of the programming period) for AMIF, ISF and BMVI

Amount of eligible expenditure incurred by beneficiaries and paid in implementing operations in the meaning of Article 91(3), points (a) or (c) or Union contribution pursuant to Article 91(4) linked to non-fulfilled enabling conditions within the meaning of Article 15(5) or (6), with the exception of operations that contribute to the fulfilment of enabling conditions

Amount of eligible and paid in implemer Article 91(3), point pursuant to Article conditions within contributing to the

Specific objective	Type of action	Calculation basis (A)	Total (B)	Public (C)	Total (D)
1. CEAS	Regular actions	Total			
1. CEAS	Annex IV actions	Total			
1. CEAS	Operating support	Total			
2. Legal migration and integration	Regular actions	Total			
2. Legal migration and integration	Specific actions	Total			
2. Legal migration and integration	Annex IV actions	Total			
2. Legal migration and integration	Operating support	Total			
3. Return	Regular actions	Total			

Edit

The Edit details pop-up window appears:

ACCOUNTS

Appendix 6

Information on expenditure linked to specific objectives for which enabling conditions are not fulfilled (cumulative from the beginning of the programming period) for AMIF, ISF and BMVI

Amount of eligible expenditure incurred by beneficiaries and paid in implementing operations in the meaning of Article 91(3), points (a) or (c) or Union contribution pursuant to Article 91(4) linked to non-fulfilled enabling conditions within the meaning of Article 15(5) or (6), with the exception of operations that contribute to the fulfilment of enabling conditions

Amount of eligible expenditure incurred by beneficiaries and paid in implementing operations in the meaning of Article 91(3), points (a) or (c) or Union contribution pursuant to Article 91(4) linked to fulfilled enabling conditions within the meaning of Article 15(5) or (6), or contributing to the fulfilment of enabling conditions

Specific objective	Type of action	Calculation basis (A)	Total (B)	Public (C)	Total (D)	Public (E)
1. CEAS	Regular actions	Total			18.00	9.00
1. CEAS	Annex IV actions	Total			18.00	9.00
1. CEAS	Operating support	Total			18.00	9.00
2. Legal migration and integration	Regular actions	Total			18.00	9.00
2. Legal migration and integration	Specific actions	Total			18.00	9.00
2. Legal migration and integration	Annex IV actions	Total			18.00	9.00
2. Legal migration and integration	Operating support	Total			18.00	9.00

Cancel

Save

2. Enter the following information:

(1) Enter the amounts in the columns.

(2) Click on **SAVE** to save the information.

Appendix 7

NOTE	<p>A record is automatically foreseen by the create action for each distinct Specific Objective, Type of Action, non-technical assistance record in table 6 of the linked Programme version. Columns A, B and C are initialized with the values from the corresponding columns of Appendix 4 of the last submitted Payment Application for this Accounting Year and Fund, when exists (ACC A = PAP A, ACC B = PAP B, ACC C = PAP C).</p> <p>A Grand Total is foreseen.</p>
-------------	--

1. Click on the **EDIT** button to edit information in the table:

Table of Contents


- General
 - Version information
 - Officials in charge
 - History
 - Documents
 - Observations
- Accounts
 - Declarations
 - Appendix 1
 - Appendix 2
 - Appendix 3
 - Appendix 4
 - Appendix 6
 - Appendix 7**
 - Annual control report
 - Management declaration
 - Audit opinion

No validation result available

ACCOUNTS

Appendix 7

Advances paid in the context of State aid under Article 91(5) (cumulative from the start of the programme)

 **Edit**

Specific objective	Type of action	Total amount paid as advances (A)	Amount which has been covered by expenditure paid within three years (B)
1. CEAS	Regular actions		
1. CEAS	Annex IV actions		
1. CEAS	Operating support		
2. Legal migration and integration	Regular actions		
2. Legal migration and integration	Specific actions		
2. Legal migration and integration	Annex IV actions		
2. Legal migration and integration	Operating support		
3. Return	Regular actions		
3. Return	Annex IV actions		
3. Return	Operating support		
4. Solidarity	Regular actions		

The Edit details pop-up window appears:

ACCOUNTS

Appendix 7

Advances paid in the context of State aid under Article 91(5) (cumulative from the start of the programme)

Specific objective	Type of action	Total amount paid as advances (A)	Amount which has been covered by expenditure paid within three years  (B)	Amount which has not been covered by expenditure paid  (C)
1. CEAS	Regular actions			
1. CEAS	Annex IV actions			
1. CEAS	Operating support			
2. Legal migration and integration	Regular actions			
2. Legal migration and integration	Specific actions			
2. Legal migration and integration	Annex IV actions			
2. Legal migration and integration	Operating support			
3. Return	Regular actions			
3. Return	Annex IV actions			
3. Return	Operating support			

1

2

Cancel Save 

2. Enter the following information:

- (1) Enter the amounts in the columns.
- (2) Click on **SAVE** to save the information.

Annual Control Report

1. Click on the **EDIT** button to select the information:



The Edit details pop-up window appears:



2. Select the following information:

(1) Select the *Annual control report covering this programme, linked with this accounts version*.

The list of Annual Control Reports contains all last Annual Control Report versions for this Accounting Year and Programme that are sent to the Commission.

(2) Click on **SAVE** to save the information.

Management declaration

NOTE	The Head of the Management Authority (Contact name + Position) is retrieved from the last version of the Programme on creation of this Accounts version. In normal cases this value is not updateable because Authority data should be maintained in the Programme. However, since the information maintained in the Programme and the one needed here could be different, by default we will allow to update it here. An Accounts setting is foreseen to enable/disable the update when needed.
------	--

1. Click on the **EDIT** button to edit the information:

Table of Contents

Search: Type to filter TOC

- General
- Accounts
- Annual control report
- Management declaration
- Audit opinion

No validation result available

MANAGEMENT DECLARATION

I/We, the undersigned **Contact1, Head of Unit**, Head of the managing authority for the programme **2021BE65AMPR001 National Programme Belgium - AMIF**

based on the implementation of the **National Programme Belgium - AMIF** during the accounting year ended 30 June **2024**, based on my/our own judgment and on all information available to me/us at the date of the accounts submitted to the Commission, including the results from management verifications carried out in accordance with Article 74 of Regulation (EU) 2021/1060 of the European Parliament and of the Council and from audits in relation to the expenditure included in the payment applications submitted to the Commission in respect of the accounting year ended 30 June **2024**,

and taking into account my/our obligations under Regulation (EU) 2021/1060

hereby declare that:

(a) the information in the accounts is properly presented, complete and accurate in accordance with Article 98 of Regulation (EU) 2021/1060,

(b) the expenditure entered in the accounts complies with applicable law and was used for its intended purpose,

Edit

The Edit details pop-up window appears:

MANAGEMENT DECLARATION

1

I/We, the undersigned **Contact1, Head of Unit** Head of the managing authority for the programme
2021BE65AMPR001 National Programme Belgium - AMIF

based on the implementation of the **National Programme Belgium - AMIF** during the accounting year ended 30 June **2024**, based on my/our own judgment and on all information available to me/us at the date of the accounts submitted to the Commission, including the results from management verifications carried out in accordance with Article 74 of Regulation (EU) 2021/1060 of the European Parliament and of the Council and from audits in relation to the expenditure included in the payment applications submitted to the Commission in respect of the accounting year ended 30 June **2024**,

and taking into account my/our obligations under Regulation (EU) 2021/1060

hereby declare that:

(a) the information in the accounts is properly presented, complete and accurate in accordance with Article 98 of Regulation (EU) 2021/1060,

(b) the expenditure entered in the accounts complies with applicable law and was used for its intended purpose,

I/We confirm that irregularities identified in the final audit and control reports in relation to the accounting year have been appropriately treated in the accounts, in particular to comply with Article 98 for submitting accounts. I/We also confirm that expenditure which is subject to an ongoing assessment of its legality and regularity has been excluded from the accounts pending conclusion of the assessment, for possible inclusion in a payment application in a subsequent accounting year.

Furthermore, I/we confirm the reliability of data relating to indicators, milestones and the progress of the

I/we also confirm that effective and proportionate anti-fraud measures are in place and that these take account of the risks identified in that respect.

Finally, I/we confirm that I/we am/are not aware of any undisclosed reputational matter related to the implementation of the programme.

Date: *Not signed yet*
On behalf of: *Not signed yet*
e-Signature: *Not signed yet*

Cancel

Save



2. Enter the following information:

(1) Modify the name of the *Head of the Management Authority (Contact name + Position)* if needed.

(2) Click on **SAVE** to save the information.

REMARK	<p>The signature of the Management Declaration is required before the Accounts can be sent to the Commission. See chapter Sign the Management Declaration (AIB).</p> <p>Once the Management Declaration is signed, the <i>Date</i> is the date the Management Declaration was signed, the <i>On behalf of</i> is the name used in the undersigned part in the text and the <i>e-Signature</i> is the Name of the Signer in the system.</p>
---------------	--

Audit opinion

NOTE	<p>The Print and the Snapshot will contain an additional Audit Opinion summary table just after the "AUDIT OPINION" header and before "1. INTRODUCTION": see FAQ ‘Audit Opinion Summary Table in the Print and Snapshot’</p>
-------------	--

Introduction

NOTE	<p>The name of the Audit Authority is retrieved from the last version of the Programme on creation of this Accounts version. In normal cases this value is not updateable because Authority data should be maintained in the Programme. However, since the information maintained in the Programme and the one needed here could be different, by default we will allow to update it here. An Accounts setting is foreseen to enable/disable the update when needed.</p>
-------------	--

1. Click on the **EDIT** button to edit the information:

Table of Contents

^

v

+

General

+

Accounts

Annual control report

Management declaration

-

Audit opinion

↺

Introduction

Responsibilities

Scope limitation

Opinion

Emphasis of matter

No validation result available

AUDIT OPINION

1. Introduction

✎

Edit

I, the undersigned, representing **Interfederal Corps of the Inspectorate of Finance**, independent in the sense of Article 71(2) of Regulation (EU) 2021/1060 of the European Parliament and of the Council, have audited

(i) the accounts for the accounting year started on 1 July **2023** and ended 30 June **2024** and dated <Accounts signature date> (hereafter 'the accounts'),

(ii) the legality and regularity of the expenditure for which reimbursement has been requested from the Commission in reference to the accounting year (and included in the accounts), and

(iii) the functioning of the management and control system, and verified the management declaration in relation to the programme **2021BE65AMPR001, National Programme Belgium - AMIF** (hereafter 'the programme')

in order to issue an audit opinion in accordance with point (a) of Article 77(3).

Date: *Not signed yet*
e-Signature: *Not signed yet*

The Edit details pop-up window appears:

AUDIT OPINION

1. Introduction

1

I, the undersigned, representing **Interfederal Corps of the Inspectorate of Finance**, independent in the sense of Article 71(2) of Regulation (EU) 2021/1060 of the European Parliament and of the Council, have audited

(i) the accounts for the accounting year started on 1 July **2023** and ended 30 June **2024** and dated <Accounts signature date> (hereafter 'the accounts'),

(ii) the legality and regularity of the expenditure for which reimbursement has been requested from the Commission in reference to the accounting year (and included in the accounts), and

(iii) the functioning of the management and control system, and verified the management declaration in relation to the programme **2021BE65AMPR001, National Programme Belgium - AMIF** (hereafter 'the programme')

in order to issue an audit opinion in accordance with point (a) of Article 77(3).

Date: *Not signed yet*
e-Signature: *Not signed yet*

2

Cancel

Save

2. Enter the following information:

(1) Modify the name of *the Audit Authority* if needed.

(2) Click on **SAVE** to save the information.

REMARK	<p>The signature of the Audit Opinion is required before the Accounts can be sent to the Commission. See chapter Sign the Audit Opinion (AIB).</p> <p>Once the Audit Opinion is signed, the <i>Date</i> is the date the Audit Opinion was signed and the <i>e-Signature</i> is the Name of the Signer in the system.</p>
---------------	--

Responsibilities

NOTE	<p>The name of the Managing Authority and of the Body(-ies) carrying out the accounting function (where relevant) are retrieved from the last version of the Programme on creation of this Accounts version. In normal cases this value is not updateable because Authority data should be maintained in the Programme. However, since the information maintained in the Programme and the one needed here could be different, by default we will allow to update it here. An Accounts setting is foreseen to enable/disable the update when needed.</p>
-------------	--

1. Click on the **EDIT** button to edit the information:

2. Responsibilities of the managing authority

Federal Public Service Home Affairs - European Funds Unit¹, identified as the managing authority of the programme, is responsible to ensure proper functioning of the management and control system in regard to the functions and tasks provided for in Articles 72 to 75.

In addition, the **Federal Public Service Home Affairs - European Funds Unit**² is responsible to confirm the completeness, accuracy and veracity of the accounts, as required in Article 76 of Regulation (EU) 2021/1060 (and Article 46 of Regulation (EU) 2021/1059 of the European Parliament and of the Council).

Moreover, in accordance with Article 74 of Regulation (EU) 2021/1060 it is the responsibility of the managing authority to confirm that the expenditure entered in the accounts is legal and regular and complies with applicable law.

3. Responsibilities of the audit authority

As established by Article 77 of Regulation (EU) 2021/1060, my responsibility is to independently express an opinion on the completeness, accuracy and veracity of the accounts, whether expenditure for which reimbursement has been requested from the Commission and which is included in the accounts is legal and regular, and whether the management and control system put in place functions properly.

My responsibility is also to include in the opinion a statement as to whether the audit work puts in doubt the assertions made in the management declaration.

The audits in respect of the programme were carried out in accordance with the audit strategy and complied with internationally accepted audit standards. Those standards require that the audit authority complies with ethical requirements, plans and performs the audit work in order to obtain reasonable assurance for the purpose of the audit opinion.

An audit involves performing procedures to obtain sufficient and appropriate evidence to support the opinion set out below. The procedures performed depend on the auditor's professional judgement, including assessing the risk of material non-compliance, whether due to fraud or error. The audit procedures performed are those that I believe to be appropriate in the circumstances and comply with the requirements of Regulation (EU) 2021/1060.

I believe that the audit evidence gathered is sufficient and appropriate to provide the basis for my opinion.

The summary of the main findings drawn from the audits in respect of the programme are reported in the attached annual control report in accordance with point (b) of Article 77(3) of Regulation (EU) 2021/1060.

Cancel

Save³



2. Enter the following information:

- (1) Modify the name of *the Managing Authority* if needed.
- (2) Modify the name of *the Body(-ies) carrying out the accounting function* if needed.
- (3) Click on **SAVE** to save the information.

Scope limitation

1. Click on the **EDIT** button to select the information:

The screenshot displays a user interface for editing an audit opinion. On the left, a 'Table of Contents' sidebar lists various sections: General, Accounts, Annual control report, Management declaration, Audit opinion (expanded), Introduction, Responsibilities, **Scope limitation** (selected), Opinion, and Emphasis of matter. The main content area, titled 'AUDIT OPINION', shows '4. Scope limitation' with two radio button options: 'There were no limitations on the audit scope' (selected) and 'The audit scope was limited by the following factors:'. An 'Edit' button with a pencil icon is located in the top right corner of the '4. Scope limitation' section, highlighted with a red box and a hand cursor.

The Edit details pop-up window appears:

AUDIT OPINION

4. Scope limitation ⓘ

- 1
- ☒ There were no limitations on the audit scope
- ☐ The audit scope was limited by the following factors:

Cancel

2
Save

2. Select the following information:

(1) Select the *Scope limitation*.

When “Limited” is selected then text field becomes mandatory.

(2) Click on **SAVE** to save the information.

Opinion

1. Click on the **EDIT** button to select the information:

Table of Contents

^

v

+

General

+

Accounts

Annual control report

Management declaration

-

Audit opinion

Introduction

Responsibilities

Scope limitation

Opinion

Emphasis of matter

No validation result available

AUDIT OPINION

5. Opinion

No opinion yet

Edit

The Edit details pop-up window appears:

AUDIT OPINION

5. Opinion

☐ Unqualified
☐ Qualified
☐ Adverse
☐ Disclaimer of opinion

Cancel

Save

2. Select the following information:

(1) Select the type of *Opinion*.

The information to be provided will depend on the *Opinion* selected.

(2) Click on **SAVE** to save the information.

Emphasis of matter

1. Click on the **EDIT** button to add the information:

The screenshot shows a web interface for 'AUDIT OPINION'. On the left is a 'Table of Contents' sidebar with a search bar and a list of items: General, Accounts, Annual control report, Management declaration, Audit opinion (expanded), Introduction, Responsibilities, Scope limitation, Opinion, and Emphasis of matter (highlighted). The main content area is titled 'Emphasis of matter' and contains the text 'There is no information available yet'. An 'Edit' button with a pencil icon is in the top right corner, highlighted with a red box and a hand cursor.

The Edit details pop-up window appears:

The screenshot shows the 'Emphasis of matter' edit details pop-up window. It has a title bar 'AUDIT OPINION' and a subtitle 'Emphasis of matter'. Below the subtitle is a text editor with a toolbar containing bold (B), italic (I), underline (U), bulleted list, numbered list, decrease indent, and increase indent icons. A character and word count shows '900 0 chars words'. A large text area is outlined with a red border, with a red circle containing the number '1' next to it. At the bottom right are 'Cancel' and 'Save' buttons, with a red circle containing the number '2' next to the 'Save' button. A hand cursor is pointing at the 'Save' button.

2. Enter the following information:

(1) Enter the text in the text box provided.

(2) Click on **SAVE** to save the information.

Sign the Accounts (AIB)

REMARK	<p>To sign the Accounts Declarations, the User must have the role of MS Managing Authority with Update rights (MSMAu).</p> <p>At the highest Member State Node, the Accounts version is in status OPEN or SENT.</p> <p>At a lower Member State Node, the Accounts version is in status OPEN, READY TO SEND or SENT.</p> <p>The Accounts version currently resides on the User's Node.</p> <p>A submitted Payment application for the Accounts Accounting Year must exist.</p> <p>The order of signing is not really important <u>as long as the Authority concerned does not edit the Accounts anymore otherwise previous signatures will be removed</u>. Check this FAQ for more details.</p>
---------------	--

1. Click on the **SIGN ACCOUNTS** button to sign the Accounts Declarations:

Sign the Management Declaration (AIB)

REMARK	<p>To sign the Management Declaration, the User must have the role of MS Managing Authority with Update rights (MSMAu).</p> <p>At the highest Member State Node, the Accounts version is in status OPEN or SENT.</p> <p>At a lower Member State Node, the Accounts version is in status OPEN, READY TO SEND or SENT.</p> <p>The Accounts version currently resides on the User's Node.</p> <p>The order of signing is not really important <u>as long as the Authority concerned does not edit the Accounts anymore otherwise previous signatures will be removed</u>. Check this FAQ for more details.</p>
---------------	---

1. Click on the **SIGN MANAGEMENT DECLARATION** button to sign the Management Declaration:

The screenshot displays the SFC2021 web application interface. The top navigation bar is dark blue with a 'TEST' badge, the text 'SFC2021', a search icon, a 'Compact' toggle, and user information 'Ste Gsb n0001843 - BE'. Below the navigation bar, a breadcrumb trail shows 'ACC-AIB list' and '2021BE65AMPR001 - 2023.0'. The main content area has a top bar with '2023.0', a date range '01/07/2023 - 30/06/2024', a flag for 'BE', a clock icon, and the text '11/01/2024, 15:25'. To the right of this bar are buttons for 'OPEN', 'Sign accounts', 'Sign management declaration' (highlighted with a red box and a hand cursor), and 'Validate'. The left sidebar contains a 'Table of Contents' with a search box and a list of items: 'General' (expanded), 'Version information' (selected), 'Officials in charge', 'History', 'Documents', 'Observations', 'Accounts' (with a red flag), 'Annual control report', 'Management declaration' (with a red flag), and 'Audit opinion' (with a red flag). The main content area shows 'Version information' with a table of details and an 'Edit' button.

CCI	Version	Last modified	Current node
2021BE65AMPR001	2023.0	11/01/2024, 15:25	Belgium

Title in English
National Programme Belgium - AMIF

Commission decision number	Commission decision date
C(2023)5813	22/08/2023

Eligible from	Eligible until
01/01/2021	31/12/2029

2. Click on **CONFIRM** to confirm the signing of the Management Declaration. For completing this action, the User will be redirected to the EU Login signature page:

Sign management declaration



For performing this action, you will be redirected to EU Login, where you will be guided through the signature process. After that, you will be redirected back to SFC.

CCI

2021BE65AMPR001

Version

2023.0

Last modified

11/01/2024, 15:25

Current node

Belgium

OPEN

Cancel

Confirm



On success, the Management Declaration is signed and the User's account name and signing date is logged in the system.

Sign the Audit Opinion (AIB)

REMARK	<p>To sign the Audit Opinion, the User must have the role of MS Audit Authority with Update rights (MSAAu).</p> <p>At the highest Member State Node, the Accounts version is in status OPEN or SENT.</p> <p>At a lower Member State Node, the Accounts version is in status OPEN, READY TO SEND or SENT.</p> <p>The Accounts version currently resides on the User's Node.</p> <p>The order of signing is not really important <u>as long as the Authority concerned does not edit the Accounts anymore otherwise previous signatures will be removed</u>. Check this FAQ for more details.</p>
---------------	---

1. Click on the **SIGN AUDIT OPINION** button to sign the Audit Opinion:

Validate the Accounts (AIB)

REMARK	<p>The Accounts can be validated at any time, when the current version is in status OPEN and resides at the User's Node.</p> <p>To validate the Accounts, the User must have the role of MS Managing Authority or MS Audit Authority with Update or Send rights (MSMAu/s or MSAAu/s).</p>
---------------	---

Click on the **VALIDATE** button to validate the Accounts:

The screenshot shows the ACC-AIB list interface. At the top, there's a breadcrumb 'ACC-AIB list' and a tab '2021BE65AMPR001 - 2023.0'. Below this, a header bar contains '2023.0', a date range '01/07/2023 - 30/06/2024', a flag for 'BE', a clock icon with '01/02/2024, 16:48', an 'OPEN' button, and a 'Validate' button which is highlighted with a red box and a hand cursor. On the left, a 'Table of Contents' sidebar lists 'General' (expanded), 'Version information', 'Officials in charge', 'History', 'Documents', and 'Observations'. The main content area shows 'Version information' with a table of details and an 'Edit' button.

CCI	Version	Last modified	Current node
2021BE65AMPR001	2023.0	01/02/2024, 16:48	Belgium

Title in English
National Programme Belgium - AMIF

REMARK	<p>An ERROR will block you from sending the Accounts. The error(s) should be resolved and the Accounts must be revalidated. Note that a WARNING does not block you from sending the Accounts.</p>
---------------	---

The system validates the following information:

Code	Severity	Validation Rule
001	ERROR	Validate that at least one official in charge of the Member State exists.

002	ERROR	<p>Validate that the CCI code matches the following regular expression:</p> <ul style="list-style-type: none"> • For IJG (.....16..PR...16..TA... 05..PR...05..TA...) • For ETC (...TC16.....) • For EMFAF (.....14MFPR...) • For AMIF, ISF and BMVI (.....65AMPR...65ISPR...65BVPR...) (Implicit in web).
003	ERROR	<p>Validate that all integral documents have at least one attachment with a length > 0.</p>
004	WARNING	<p>Validate when first working version, that the current date is equal or before the 15th of February accounting year + 2 when no “EC reply to MS letter to request an extension of the deadline for the accounts” exists, or that the current date is equal or before the 1st of March accounting year + 2 when a “EC reply to MS letter to request an extension of the deadline for the accounts” exists.</p>
005	ERROR	<p>Validate that the programme is already adopted (Implicit in web).</p>
006	ERROR	<p>Validate that the start date of eligibility of the linked programme version is smaller or equal to the end date of the accounting year of this accounts version and that the end date of eligibility is greater or equal to the start date of the accounting year.</p>
007	ERROR	<p>Validate that the accounts version contains accounts info on all Funds covered by the programme and having submitted a payment application for the accounting year (Implicit in web).</p>
008	ERROR	<p>Validate in the accounts declarations, that the name of the person representing the management authority / the body carrying out the accounting function, and the person representing the management authority is not null.</p>
009	ERROR	<p>Validate that the records in the accounts appendixes 1, 2 and 4, are equivalent (not less, not more) to the following information in the linked programme version (Implicit in web):</p> <ul style="list-style-type: none"> • Table 11 for IJG programmes, • Table 8 for ETC programmes, • Table 11A for EMFAF programmes

		Table 6 for AMIF/ISF/BMVI programmes.
010	ERROR	Validate for IJG programmes in appendix 1, that the absolute amount of column 'Total amount of eligible expenditure' (A) is \geq the absolute amount of column 'Total amount of the corresponding public contribution made or to be made' (C) and that the amounts in these two columns have the same sign.
011	ERROR	Validate for ETC programmes in appendix 1, that the absolute amount of column 'Total amount of eligible expenditure' (A) is \geq the absolute amount of column 'Total amount of the corresponding public contribution made or to be made' (C) and that the amounts in these two columns have the same sign.
012	ERROR	Validate for EMFAF programmes in appendix 1, that the absolute amount of column 'Total amount of eligible expenditure' (A) is \geq the absolute amount of column 'Total amount of the corresponding public contribution made or to be made' (C) and that the amounts in these two columns have the same sign.
013	ERROR	Validate for AMIF, ISF and BMVI programmes in appendix 1, that the absolute amount of column 'Total amount of eligible expenditure' (A) is \geq the absolute amount of column 'Total amount of the corresponding public contribution made or to be made' (B) and that the amounts in these two columns have the same sign.
014	WARNING	validate when in appendix 1 for a Fund there is no total amount of eligible expenditure (A) (SUM(totalAmount) is 0), that appendixes 2, 3, 5 (IJG, ETC, EMFAF), 6 (AMIF, ISF, BMVI) and 7 for the same Fund are also 0.
015	ERROR	<p>Validate that the records in appendix 3 are equivalent (not less, not more) to the following information in the linked programme version (Implicit in web):</p> <ul style="list-style-type: none"> • Table 11 for IJG programmes, TA excluded, • Table 8 for ETC programmes, TA excluded, • Table 11A for EMFAF programmes, TA excluded, <p>Distinct specific objective, action type records from table 6 for AMIF/ISF/BMVI programmes, TA excluded.</p>
016	ERROR	Validate for IJG programmes per record in appendix 2 that the amount in column 'Corresponding public contribution' (B) is \leq the amount in column 'Total amount of expenditure included in payment applications' (A).

017	ERROR	Validate for ETC programmes per record in appendix 2 that the amount in column 'Corresponding public contribution' (B) is <= the amount in column 'Total amount of expenditure included in payment applications' (A).
018	ERROR	Validate for EMFAF programmes per record in appendix 2 that the amount in column 'Corresponding public contribution' (B) is <= the amount in column 'Total amount of expenditure included in payment applications' (A).
019	ERROR	Validate for AMIF, ISF and BMVI programmes per record in appendix 2 that the amount in column 'Corresponding public contribution' (B) is <= the amount in column 'Total amount of expenditure included in payment applications' (A).
020	ERROR	Validate per record in appendix 2 'Split of amounts', that the amount in column 'Corresponding public contribution' (B) is <= the amount in column 'Total amount of expenditure included in payment applications' (A).
021	ERROR	Validate for IJG programmes per record in appendix 3 that the amount in column 'Total amount of corresponding public contribution' (B) is <= the amount in column 'Total amount of programme contributions paid to financial instruments' (A).
022	ERROR	Validate for ETC programmes per record in appendix 3 that the amount in column 'Total amount of corresponding public contribution' (B) is <= the amount in column 'Total amount of programme contributions paid to financial instruments' (A).
023	ERROR	Validate for EMFAF programmes per record in appendix 3 that the amount in column 'Total amount of corresponding public contribution' (B) is <= the amount in column 'Total amount of programme contributions paid to financial instruments' (A).
024	ERROR	Validate for AMIF, ISF and BMVI programmes per record in appendix 3 that the amount in column 'Total amount of corresponding public contribution' (B) is <= the amount in column 'Total amount of programme contributions paid to financial instruments' (A).
025	ERROR	Validate for IJG programmes per record in appendix 3 that the amount in column 'Total amount of corresponding public expenditure' (D) is <= the amount in column 'Total amount of programme contributions pursuant to Article 92(2)(b)' (C).
026	ERROR	Validate for ETC programmes per record in appendix 3 that the amount in

		column 'Total amount of corresponding public expenditure' (D) is <= the amount in column 'Total amount of programme contributions pursuant to Article 92(2)(b)' (C).
027	ERROR	Validate for EMFAF programmes per record in appendix 3 that the amount in column 'Total amount of corresponding public expenditure' (D) is <= the amount in column 'Total amount of programme contributions pursuant to Article 92(2)(b)' (C).
028	ERROR	Validate for AMIF, ISF and BMVI programmes per record in appendix 3 that the amount in column 'Total amount of corresponding public expenditure' (D) is <= the amount in column 'Total amount of programme contributions pursuant to Article 92(2)(b)' (C).
029	WARNING	Validate for IJG programmes per record in appendix 3 that the amount in column 'Total amount of programme contributions pursuant to Article 92(2)(b)' (C) is <= the amount in column 'Total amount of programme contributions paid to financial instruments' (A).
030	WARNING	Validate for ETC programmes per record in appendix 3 that the amount in column 'Total amount of programme contributions pursuant to Article 92(2)(b)' (C) is <= the amount in column 'Total amount of programme contributions paid to financial instruments' (A).
031	WARNING	Validate for EMFAF programmes per record in appendix 3 that the amount in column 'Total amount of programme contributions pursuant to Article 92(2)(b)' (C) is <= the amount in column 'Total amount of programme contributions paid to financial instruments' (A).
032	WARNING	Validate for AMIF, ISF and BMVI programmes per record in appendix 3 that the amount in column 'Total amount of programme contributions pursuant to Article 92(2)(b)' (C) is <= the amount in column 'Total amount of programme contributions paid to financial instruments' (A).
033	WARNING	Validate for IJG programmes per record in appendix 3 that the amount in column 'Total amount of corresponding public contribution' (D) is <= the amount in column 'Total amount of corresponding public contribution' (B).
034	WARNING	Validate for ETC programmes per record in appendix 3 that the amount in column 'Total amount of corresponding public contribution' (D) is <= the amount in column 'Total amount of corresponding public contribution' (B).
035	WARNING	Validate for EMFAF programmes per record in appendix 3 that the amount in column 'Total amount of corresponding public contribution'

		(D) is <= the amount in column 'Total amount of corresponding public contribution' (B).
036	WARNING	Validate for AMIF, ISF and BMVI programmes per record in appendix 3 that the amount in column 'Total amount of corresponding public contribution' (D) is <= the amount in column 'Total amount of corresponding public contribution' (B).
037	ERROR	Validate per record in appendix 3 that the amount per priority, Fund [and category of region] for IJG in column (A) and (B) is <= the sum of the amounts under the respective priority, Fund [and category of region] for IJG in the appendix 1 of the accounts including the earlier accounting years of columns (A) and (C) (take last version of each accounting year). In other words, the basic principle is that expenditure related to financial instruments cannot exceed the total expenditure in the respective records.
038	ERROR	Validate per record in appendix 3 that the amount per priority, Fund for ETC in column (A) and (B) is <= the sum of the amounts under the respective priority, Fund for ETC in the appendix 1 of the accounts including the earlier accounting years of columns (A) and (C) (take last version of each accounting year). In other words, the basic principle is that expenditure related to financial instruments cannot exceed the total expenditure in the respective records.
039	ERROR	Validate per record in appendix 3 that the amount per priority and specific objective for EMFAF in column (A) and (B) is <= the sum of the amounts under the respective priority and specific objective for EMFAF in the appendix 1 of the accounts including the earlier accounting years of columns (A) and (C) (take last version of each accounting year). In other words, the basic principle is that expenditure related to financial instruments cannot exceed the total expenditure in the respective records.
040	ERROR	Validate per record in appendix 3 that the amount per specific objective and action type for AMIF, ISF and BMVI in column (A) and (B) is <= the sum of the amounts under the respective specific objective and action type for AMIF, ISF and BMVI in the appendix 1 of the accounts including the earlier accounting years of columns (A) and (B) (take last version of each accounting year). In other words, the basic principle is that expenditure related to financial instruments cannot exceed the total expenditure in the respective records.
041	ERROR	Validate for IJG in appendix 4 that there is a comment in G4 and a positive amount in G1 or G2 or G3 on each record with differences (Column E or F different from 0).

042	ERROR	Validate for ETC in appendix 4 that there is a comment in G4 and a positive amount in G1 or G2 or G3 on each record with differences (Column E or F different from 0).
043	ERROR	Validate for EMFAF in appendix 4 that there is a comment in G4 and a positive amount in G1 or G2 or G3 on each record with differences (Column E or F different from 0).
044	ERROR	Validate for AMIF, ISF and BMVI in appendix 4 that there is a comment in G4 and a positive amount in G1 or G2 or G3 on each record with differences (Column E or F different from 0).
045	ERROR	Validate in appendix 4 that columns (E) and (F) are null or ≥ 0 .
046	ERROR	Validate for IJG programmes in the appendix 4 that the difference amounts in columns (E) and (F) are positive.
047	ERROR	Validate for ETC programmes in the appendix 4 that the difference amounts in columns (E) and (F) are positive.
048	ERROR	Validate for EMFAF programmes in the appendix 4 that the difference amounts in columns (E) and (F) are positive.
049	ERROR	Validate for AMIF, ISF and BMVI programmes in the appendix 4 that the difference amounts in columns (E) and (F) are positive.
050	ERROR	<p>Validate that the records in appendix 5 are equivalent (not less, not more) to the following information in the linked programme version (Implicit in web):</p> <ul style="list-style-type: none"> Table 11 for IJG programmes, <p>Table 11A for EMFAF programmes.</p>
051	ERROR	<p>Validate that the records in appendix 6 are equivalent (not less, not more) to the following information in the linked programme version (Implicit in web):</p> <p>Distinct specific objective, action type records from table 6 for AMIF/ISF/BMVI programmes.</p>
052	ERROR	<p>Validate that the records in appendix 7 are equivalent (not less, not more) to the following information in the linked Programme version (Implicit in web):</p> <ul style="list-style-type: none"> Table 11 for IJG programmes, Table 8 for ETC programmes,

		<ul style="list-style-type: none"> Table 11A for EMFAF programmes <p>Distinct specific objective, action type records from table 6 for AMIF/ISF/BMVI programmes, TA excluded.</p>
053	WARNING	Validate for IJG programmes in appendix 7 that the 'Total amount paid as advances' (A) is equal to the amount introduced in the equivalent column in appendix 4 of the last submitted version of the payment application of the same accounting year.
054	WARNING	Validate for ETC programmes in appendix 7 that the 'Total amount paid as advances' (A) is equal to the amount introduced in the equivalent column in appendix 4 of the last submitted version of the payment application of the same accounting year.
055	WARNING	Validate for EMFAF programmes in appendix 7 that the 'Total amount paid as advances' (A) is equal to the amount introduced in the equivalent column in appendix 4 of the last submitted version of the payment application of the same accounting year.
056	WARNING	Validate for AMIF, ISF and BMVI programmes in appendix 7 that the 'Total amount paid as advances' (A) is equal to the amount introduced in the equivalent column in appendix 4 of the last submitted version of the payment application of the same accounting year.
057	WARNING	Validate for IJG in appendix 7 that the 'Total amount paid as advances' (A) = 'Amount which has been covered by expenditure paid by beneficiaries within three years of the payment of the advance' (B) + 'Amount which has not been covered by expenditure paid by beneficiaries and for which the three-year period has not yet elapsed' (C).
058	WARNING	Validate for ETC in appendix 7 that the 'Total amount paid as advances' (A) = 'Amount which has been covered by expenditure paid by beneficiaries within three years of the payment of the advance' (B) + 'Amount which has not been covered by expenditure paid by beneficiaries and for which the three-year period has not yet elapsed' (C).
059	WARNING	Validate for EMFAF in appendix 7 that the 'Total amount paid as advances' (A) = 'Amount which has been covered by expenditure paid by beneficiaries within three years of the payment of the advance' (B) + 'Amount which has not been covered by expenditure paid by beneficiaries and for which the three-year period has not yet elapsed' (C).
060	WARNING	Validate for AMIF, ISF and BMVI in appendix 7 that the 'Total amount paid as advances' (A) = 'Amount which has been covered by expenditure paid by beneficiaries within three years of the payment of the advance' (B) + 'Amount which has not been covered by expenditure paid by

		beneficiaries and for which the three-year period has not yet elapsed' (C).
061	ERROR	Validate when modifyNextACR in the previous version of the accounts version is true or when there is no previous version, that there is a link to the last annual control report version for this accounting year, covering this CCI, sent to the Commission and not containing a cancelled version.
062	ERROR	Validate that when modifyNextACR on previous accounts version is true that the accounts version is linked to a more recent annual control report version submitted to the Commission than the one on the previous accounts version.
063	ERROR	Validate in the management declaration, that the name of the head of the managing authority is not null.
064	ERROR	Validate in the audit opinion, that the name of the audit authority and of the managing authority are not null.
065	ERROR	Validate that there is an audit opinion chosen.
067	ERROR	Validate in the audit opinion, that the scope limitation is not null (implicit in web).
068	ERROR	Validate in the audit opinion when the audit scope is limited (auditScopeLimited is true), that the factors limiting the audit scope are provided (auditScopeLimitationFactors is not null).
069	ERROR	Validate when audit opinion is qualified that at least one of the aspects exceptions (qualifiedAccountsException, qualifiedLegalityException, qualifiedMcsException) is true.
070	ERROR	Validate when the audit opinion is qualified and the audit work carried out puts in doubt the assertions made in the management declaration (qualifiedMdException is true), that the related aspects text (qualifiedMdAspects) is not null.
071	ERROR	Validate when the audit opinion is qualified, that the aspects exception questions (qualifiedAccountsException, qualifiedLegalityException, qualifiedMcsException) are not null.
072	ERROR	Validate when audit opinion is qualified and the accounts exception is true, that the related aspects text is not null.
073	ERROR	Validate when audit opinion is qualified and an exception exists for legality and regularity, that the related aspects text is not null, that the impact of the qualification is not null and that the impact amount is not

		null.
074	ERROR	Validate when audit opinion is qualified and an exception exists for management and control systems, that the related aspects text is not null, that the impact of the qualification is not null and that the impact amount is not null.
075	ERROR	Validate when the audit opinion is adverse, that the text of the aspects is not null when the corresponding question is answered with “No”.
076	ERROR	Validate when the audit opinion is adverse, that the aspects questions (adverseAccounts, adverseLegality, adverseMcs) are not null.
077	ERROR	Validate that the justification is not null when disclaimer of opinion is selected.
078	ERROR	Validate when a payment application exists for the accounts accounting year and when on highest member state node, that the accounts declaration is signed by a managing authority user.
079	WARNING	Validate when a payment application exists for the accounts accounting year and when not on highest member state node, that the accounts declaration is signed by a managing authority user.
080	ERROR	Validate when on highest member state node, that the management declaration is signed.
081	WARNING	Validate when not on highest member state node, that the management declaration is signed.
082	ERROR	Validate when on highest member state node, that the audit opinion is signed.
083	WARNING	Validate when not on highest member state node, that the audit opinion is signed.
084	ERROR	Validate in appendix 2 that the sum of the split amounts withdrawn in column ‘Total amount of expenditure included in payment applications’ (A) at the “out of which” level is <= the equivalent amount at its “accounting year” level.
085	ERROR	Validate in appendix 2 that the sum of the split amounts withdrawn in column ‘Corresponding public contribution’ (B) at the “out of which” level is <= the equivalent amount at its “accounting year” level.
086	ERROR	Validate in appendix 4 that the out of which amount as a result of audits

		in column 'Difference' (E) is ≥ 0 .
087	ERROR	Validate in appendix 4 that the out of which amount as a result of audits in column 'Difference' (F) is ≥ 0 .
088	WARNING	Validate when modifyNextACR in the previous version of the accounts version is false, that there is a link to the last annual control report version for this accounting year, covering this CCI, sent to the Commission and not containing a cancelled version.
089	ERROR	Validate in appendix 4 that the out of which amount corrected in the current accounts as a result of AA audits + the out of which amount corrected in the current accounts as a result of EC and ECA audits and OLAF investigations in column 'Difference' (E) is \leq the equivalent grand total amount.
090	ERROR	Validate in appendix 4 that the out of which amount corrected in the current accounts as a result of AA audits + the out of which amount corrected in the current accounts as a result of EC and ECA audits and OLAF investigations in column 'Difference' (F) is \leq the equivalent grand total amount.
091	WARNING	Validate in the audit opinion, that the name of the audit authority and of the managing authority is equal to their names in the linked programme version.
092	WARNING	Validate in the accounts declarations, that the names of the persons representing the mentioned authorities are equal to the contact names of those authorities in the linked programme version.
093	ERROR	Validate for IJG programmes in appendix 1, that the amount of column 'Total amount of eligible expenditure' (A) is \leq the amount of the corresponding columns (B)+(C) in the expenditure table of the last submitted payment application for this accounting year and Fund.
094	ERROR	Validate for ETC programmes in appendix 1, that the amount of column 'Total amount of eligible expenditure' (A) is \leq the amount of the corresponding columns (B)+(C) in the expenditure table of the last submitted payment application for this accounting year and Fund.
095	ERROR	Validate for EMFAF programmes in appendix 1, that the amount of column 'Total amount of eligible expenditure' (A) is \leq the amount of the corresponding columns (B)+(C) in the expenditure table of the last submitted payment application for this accounting year.
096	ERROR	Validate for AMIF, ISF and BMVI programmes in appendix 1, that the


		amount of column 'Total amount of eligible expenditure' (A) is <= the amount of the corresponding columns (B)+(C) in the expenditure table of the last submitted payment application for this accounting year.
097	ERROR	Validate for IJG programmes in appendix 1, that the amount of column 'Total amount of the corresponding public contribution made or to be made' (C) is <= the amount of the corresponding column (E) in the expenditure table of the last submitted payment application for this accounting year and Fund.
098	ERROR	Validate for ETC programmes in appendix 1, that the amount of column 'Total amount of the corresponding public contribution made or to be made' (C) is <= the amount of the corresponding column (E) in the expenditure table of the last submitted payment application for this accounting year and Fund.
099	ERROR	Validate for EMFAF programmes in appendix 1, that the amount of column 'Total amount of the corresponding public contribution made or to be made' (C) is <= the amount of the corresponding column (E) in the expenditure table of the last submitted payment application for this accounting year.
100	ERROR	Validate for AMIF, ISF and BMVI programmes in appendix 1, that the amount of column 'Total amount of the corresponding public contribution made or to be made' (B) is <= the amount of the corresponding column (D) in the expenditure table of the last submitted payment application for this accounting year.
101	ERROR	Validate for IJG programmes in appendix 2, that the withdrawn amounts are not negative.
102	ERROR	Validate for ETC programmes in appendix 2, that the withdrawn amounts are not negative.
103	ERROR	Validate for EMFAF programmes in appendix 2, that the withdrawn amounts are not negative.
104	ERROR	Validate for AMIF, ISF and BMVI programmes in appendix 2, that the withdrawn amounts are not negative.
105	ERROR	Validate in appendix 2 split table, that the withdrawn amounts are not negative.
106	ERROR	Validate in appendix 2, that the sum of the withdrawal amounts per accounting year is equal to the grand total.

107	ERROR	Validate for IJG in appendix 4 when column (E) is different from 0, that $(G1)+(G2)+(G3)$ equals (E).
108	ERROR	Validate for ETC in appendix 4 when column (E) is different from 0, that $(G1)+(G2)+(G3)$ equals (E).
109	ERROR	Validate for EMFAF in appendix 4 when column (E) is different from 0, that $(G1)+(G2)+(G3)$ equals (E).
110	ERROR	Validate for AMIF, ISF and BMVI in appendix 4 when column (E) is different from 0, that $(G1)+(G2)+(G3)$ equals (E).
111	ERROR	Validate in appendix 4 that the out of which amounts in column (F) are equal or less than the amounts in column (E).
112	ERROR	Validate for IJG programmes per record in appendix 2 when column (A) is not null that column (B) is not null.
113	ERROR	Validate for ETC programmes per record in appendix 2 when column (A) is not null that column (B) is not null.
114	ERROR	Validate for EMFAF programmes per record in appendix 2 when column (A) is not null that column (B) is not null.
115	ERROR	Validate for AMIF, ISF and BMVI programmes per record in appendix 2 when column (A) is not null that column (B) is not null (TA36(5) excluded).
116	ERROR	Validate in appendix 2 split table when column (A) is not null that column (B) is not null.
117	ERROR	Validate for IJG programmes per record in appendix 4, that the amount in column (F) is equal or less than the amount in column (E).
118	ERROR	Validate for ETC programmes per record in appendix 4, that the amount in column (F) is equal or less than the amount in column (E).
119	ERROR	Validate for EMFAF programmes per record in appendix 4, that the amount in column (F) is equal or less than the amount in column (E).
120	ERROR	Validate for AMIF, ISF and BMVI programmes per record in appendix 4, that the amount in column (F) is equal or less than the amount in column (E).
121	ERROR	Validate when a non-HOME payment application exists for the accounts accounting year and when on highest member state node and when

		DeclarationsRepresentative1 is different from DeclarationsRepresentative2, that the accounts declaration is signed by the body carrying out the accounting function.
122	WARNING	Validate when a non-HOME payment application exists for the accounts accounting year and when not on highest member state node and when DeclarationsRepresentative1 is different from DeclarationsRepresentative2, that the accounts declaration is signed by the body carrying out the accounting function.

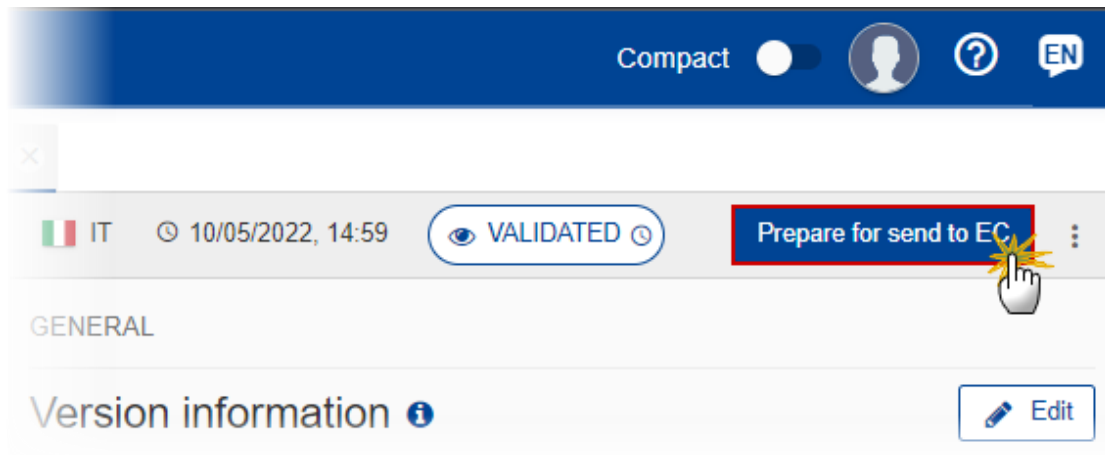
An example of a validation window:

Latest validation result
×

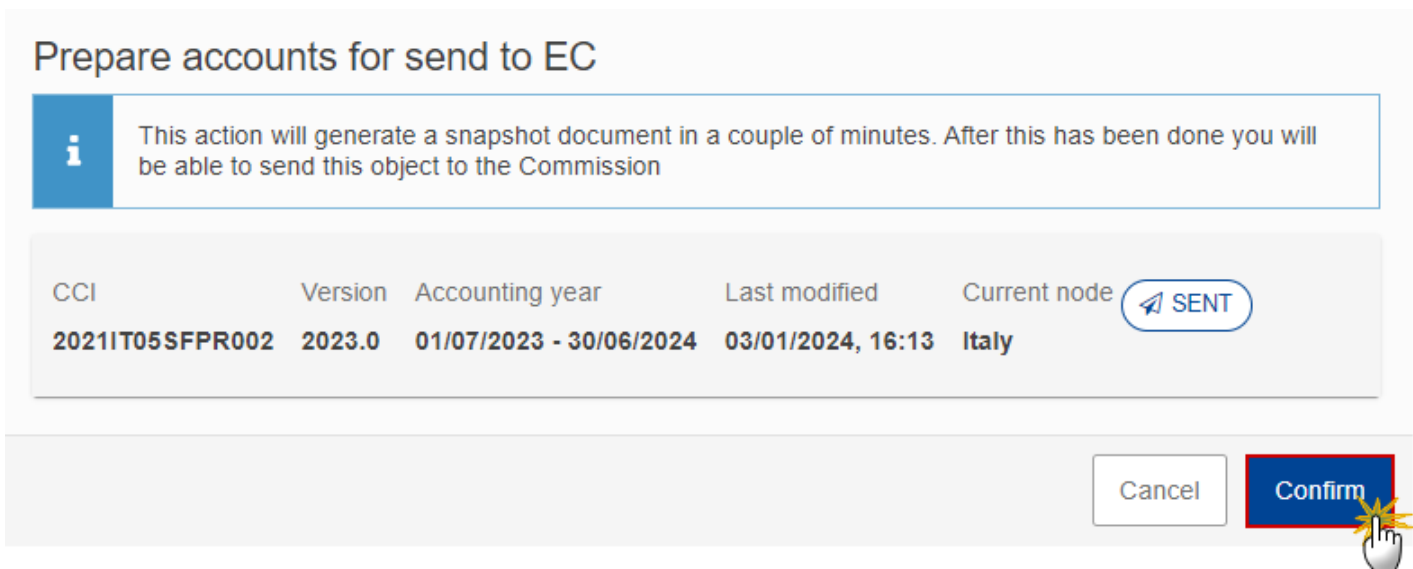

The Account version has been successfully validated.

You can check the list of validation results at any time throughout the Accounts:

1. Click on the **PREPARE FOR SEND TO EC** button to prepare to send the Accounts to the Commission:



The system will ask you to confirm the send action:



2. Click on **CONFIRM**.

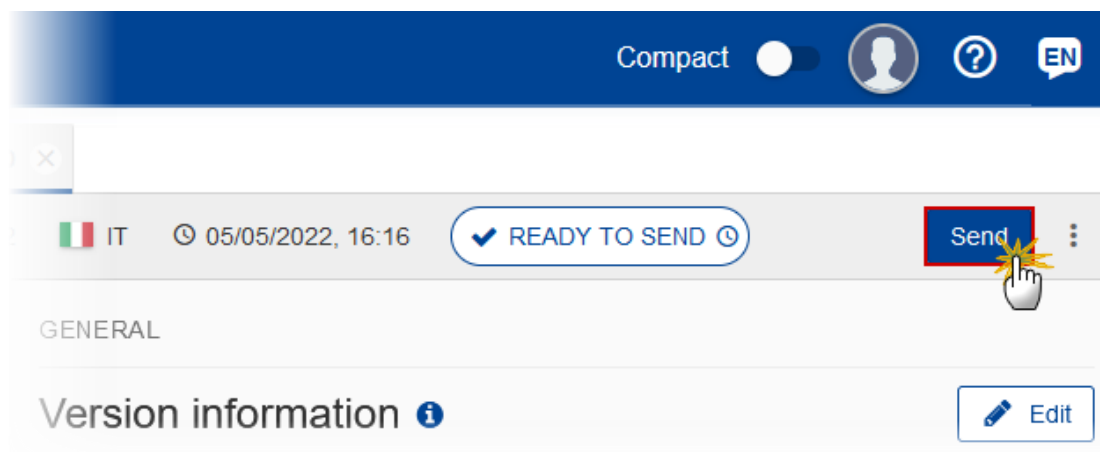
The status of the Accounts is set to **PREPARING FOR SEND TO EC**.

REMARK	When on the highest MS node, a 'Snapshot' document will be available in all official MS languages in the DOCUMENTS section so that the sender can first verify what will be sent to the Commission.
---------------	--

Send the Accounts (AIB)

REMARK	<p>The Accounts can only be sent once the VALIDATION ERRORS have been removed and the status is READY TO SEND OR SENT.</p> <p>On the highest Member State Node, the Accounts Declaration (only when there are Accounts for at least one Fund), the Management Declaration and the Audit Opinion must be signed.</p> <p>On the highest Member State Node, the User will only be able to send if the linked ACR version is the last sent to the Commission for this Accounting Year and the CCI and has not been cancelled when the Commission has indicated in the previous Accounts version that the ACR should be modified or when there is no previous version.</p> <p>The "4 eyes principle" must be respected. Therefore, the User sending must be different from the User who last validated.</p> <p>To send the Accounts, the User must have the role of MS Managing Authority or MS Audit Authority with Send rights (MSMAs or MSAAs).</p>
---------------	--

1. Click on the **SEND** button to send the Accounts to the Commission or to the upper Node:



The system will ask you to confirm the send action:

Send accounts



For performing this action, you will be redirected to EU Login, where you will be guided through the signature process. After that, you will be redirected back to SFC.

When sending to the Commission, please check the accuracy of the generated snapshot before confirming the send

CCI	Version	Accounting year	Last modified	Current node	READY TO SEND
2021IT05SFPR002	2023.0	01/07/2023 - 30/06/2024	03/01/2024, 16:18	Italy	

[Snapshot of data before send - it](#)
[Snapshot of data before send - en](#)

Cancel

Confirm



2. Click on **CONFIRM**.

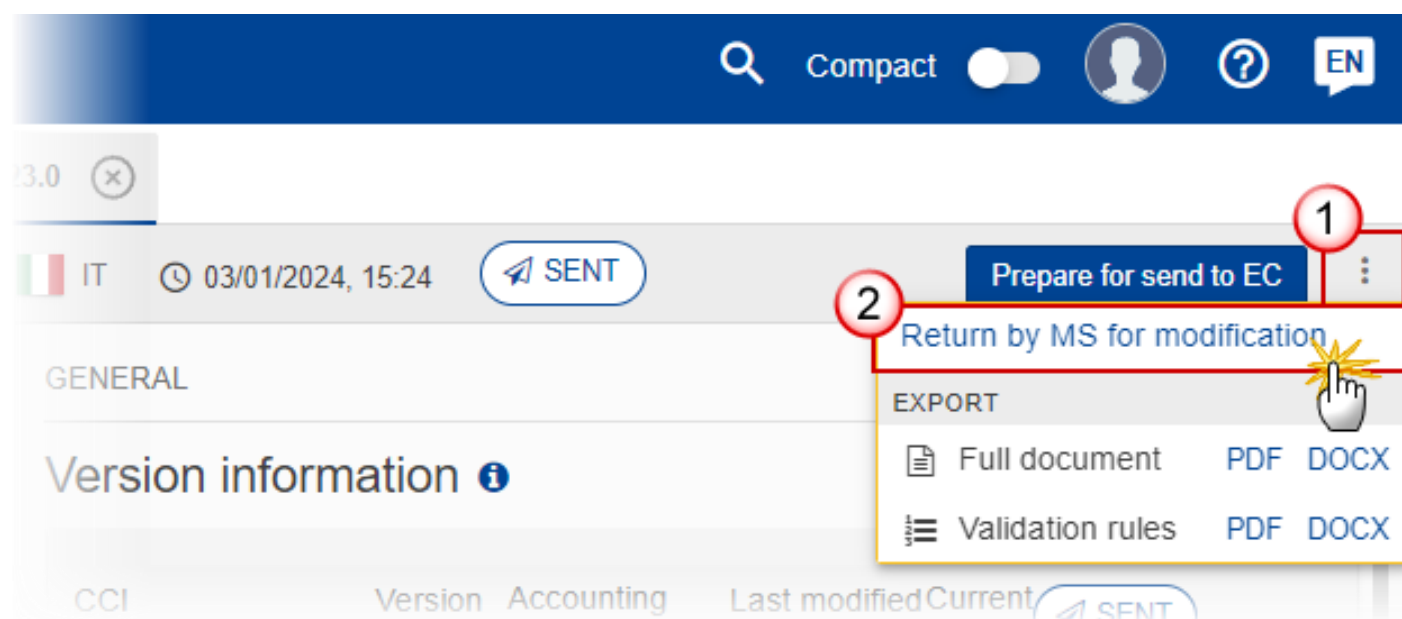
On success, the Accounts version has been sent to the Commission or to the upper Node. When sent, the status is set to **SENT**.

REMARK	<p>When on the highest MS node, different versions of the generated “Snapshot before send” document will be available so that the sender can first verify what will be sent to the Commission:</p> <ul style="list-style-type: none">• A version containing the untranslated content with the template in the Source language.• When the Source language is different from English, a version containing the untranslated content with the template in English.• When the Source language is different from English, a version containing a machine translation of the content in English with the template in English.
---------------	---

Return Accounts (AIB) by MS for modification

REMARK	<p>The Accounts can only be modified when a lower Node exists and the status is SENT (to a higher MS node), OPEN, VALIDATED, READY TO SEND or RETURNED BY MS.</p> <p>This action can be used when a User wants to return the Accounts version sent by the Member State/Region because it is incomplete or incorrect and needs to be modified.</p> <p>To return an Accounts version for modification, the User must have the role of MS Managing Authority with Update rights (MSMAu).</p>
---------------	--

Follow the steps to return Accounts by MS for modification:



1. Select the following information:

(1) Select the icon with 3 vertical dots.

(2) Click on the **RETURN BY MS FOR MODIFICATION** button to request modification from the lower Node.

The system will ask you to confirm the return for modification:

Return for modification for incomplete submission

CCI	Version	Accounting year	Last modified	Current node	SENT
2021IT05SFPR002	2023.0	01/07/2023 - 30/06/2024	03/01/2024, 15:24	Italy	

Reason for return *

reason...

Cancel **Confirm**

1. Enter the following information:

(1) Enter the *Reason* in the text box provided.

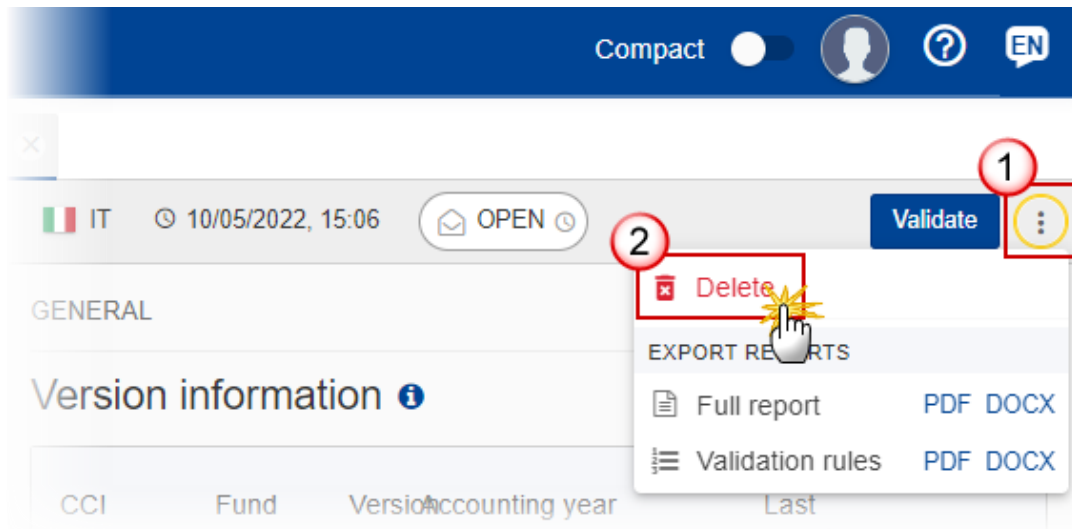
(2) Click on **CONFIRM**.

On success, the status of the Accounts will be changed to status **RETURNED BY MS** and the sender is notified of the action and its reason.

Delete the Accounts (AIB)

REMARK	<p>The Accounts can only be deleted when:</p> <ul style="list-style-type: none">• it resides on the owner Node• the status is OPEN, VALIDATED or READY TO SEND or RETURNED BY MS• it has never been sent to the Commission before• it has no sent documents attached. <p>To delete the Accounts, the User must have the role of MS Managing Authority or Body entrusted with the accounting function with Update rights (MSMAu/MSFAu).</p> <p>The delete is a physical delete and cannot be recovered!</p>
---------------	--

Follow the steps to remove the Accounts from the system:

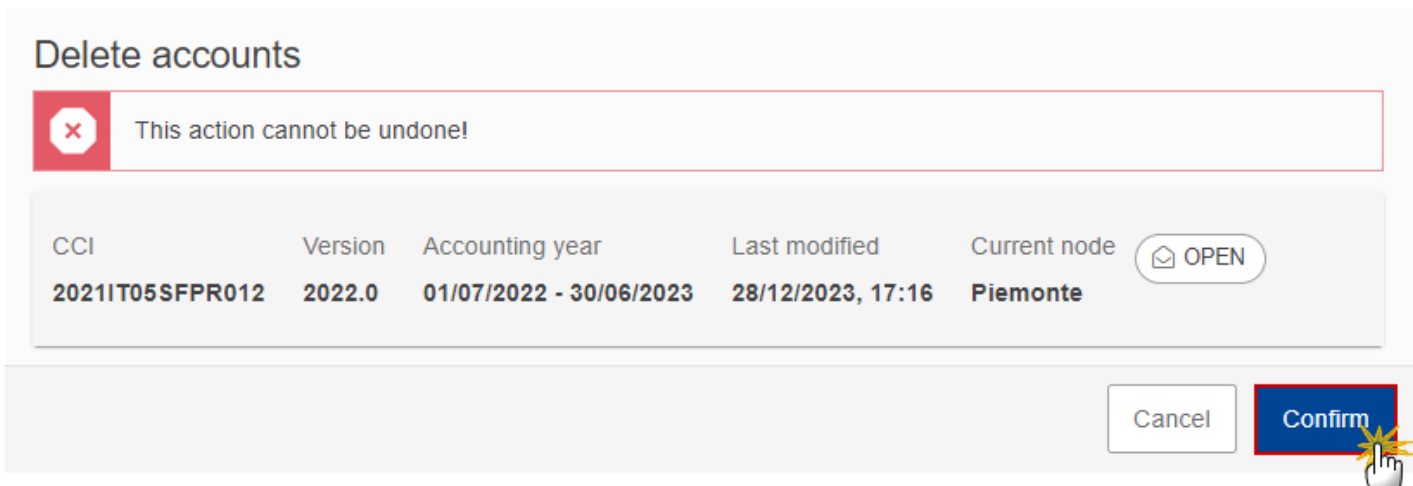


1. Select the following information:

(1) Select the icon with 3 vertical dots.

(2) Click on the **DELETE** button to remove the Accounts from the system.

The system will ask you to confirm the delete action:

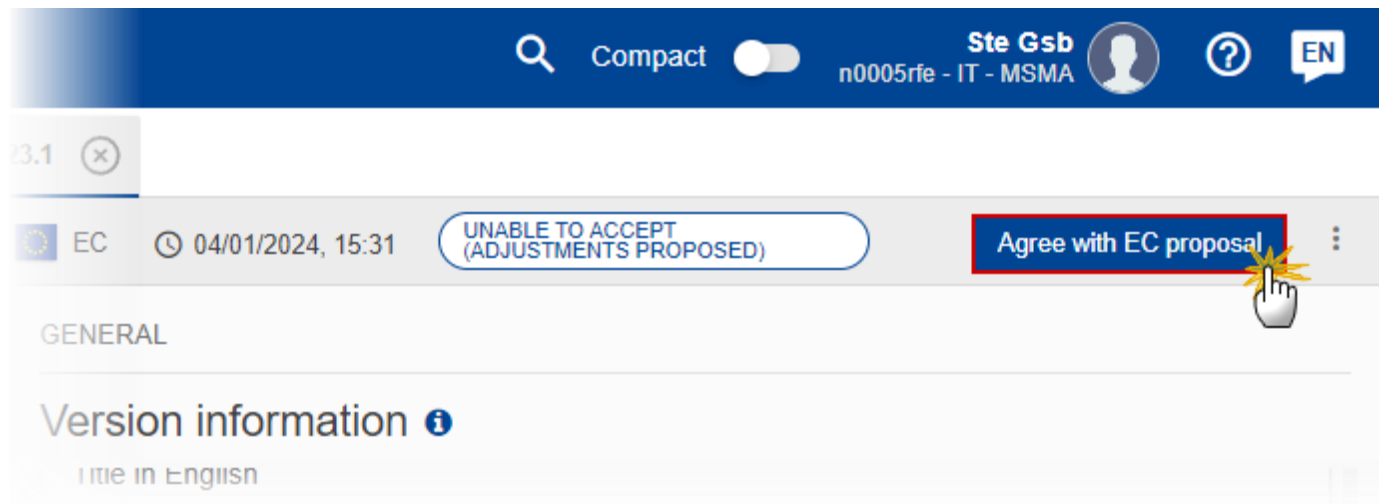


2. Click on **CONFIRM** to confirm or click on **CANCEL** to return to the Accounts.

Agree by MS with EC proposal (Article 102(3))

REMARK	<p>The agreement with the EC Proposal can occur when the Accounts version is in status UNABLE TO ACCEPT (ADJUSTMENTS PROPOSED).</p> <p>To agree with EC Proposal, the User must have the role of MS Managing Authority with Update rights (MSMAu).</p>
---------------	--

1. Click on the **AGREE WITH EC PROPOSAL** button to agree with EC Proposal:



The system will ask you to confirm the agreement with the EC Proposal:

Agree with EC proposal

CCI	Version	Accounting year	Last modified	Current node
2021IT05SFPR002	2023.1	01/07/2023 - 30/06/2024	04/01/2024, 15:31	European Commission

UNABLE TO ACCEPT
(ADJUSTMENTS
PROPOSED)

Cancel

Confirm



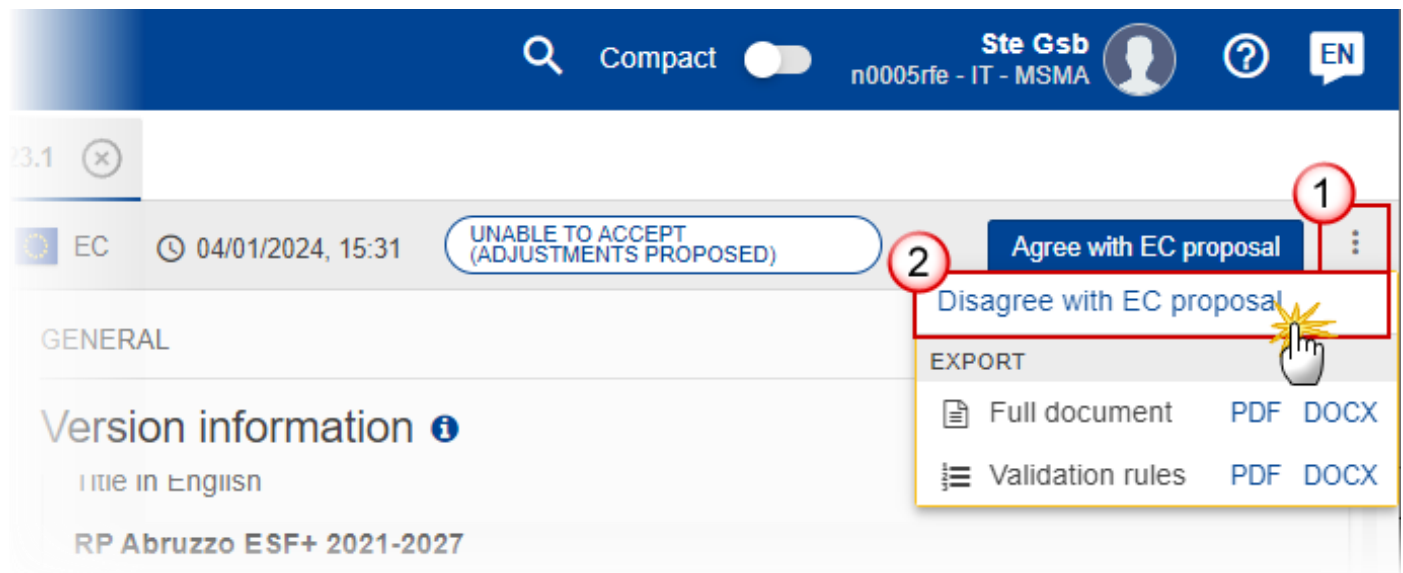
2. Click on **CONFIRM**.

On success, the Accounts version status is set to **UNABLE TO ACCEPT (MS AGREED)**.

Disagree by MS with EC proposal (Article 102(4))

REMARK	<p>The disagreement with the EC Proposal can occur when the Accounts version is in status UNABLE TO ACCEPT (ADJUSTMENTS PROPOSED).</p> <p>To disagree with EC Proposal, the User must have the role of MS Managing Authority with Update rights (MSMAu).</p>
---------------	--

Follow the steps to disagree with EC proposal:



1. Select the following information:

(1) Select the icon with 3 vertical dots.

(2) Click on the **DISAGREE WITH EC PROPOSAL** button.

The system will ask you to confirm the disagreement with the EC Proposal:

Disagree with EC proposal

CCI	Version	Accounting year	Last modified	Current node
2021IT05SFPR002	2023.1	01/07/2023 - 30/06/2024	04/01/2024, 15:31	European Commission

UNABLE TO ACCEPT
(ADJUSTMENTS
PROPOSED)

DOCUMENT TO BE SENT TO THE COMMISSION WITH THIS DISAGREE ACTION


Document title *

This field is required

Document type *

MS disagreement letter on EC proposal

Document date *

This field is required

Local reference

ATTACHED FILES *

+ Add

Title	Type	Language	File / Upload	
-------	------	----------	---------------	--

This field is required

Cancel

Confirm

2. Enter or select the following information:

(1) Enter the *Document title*.

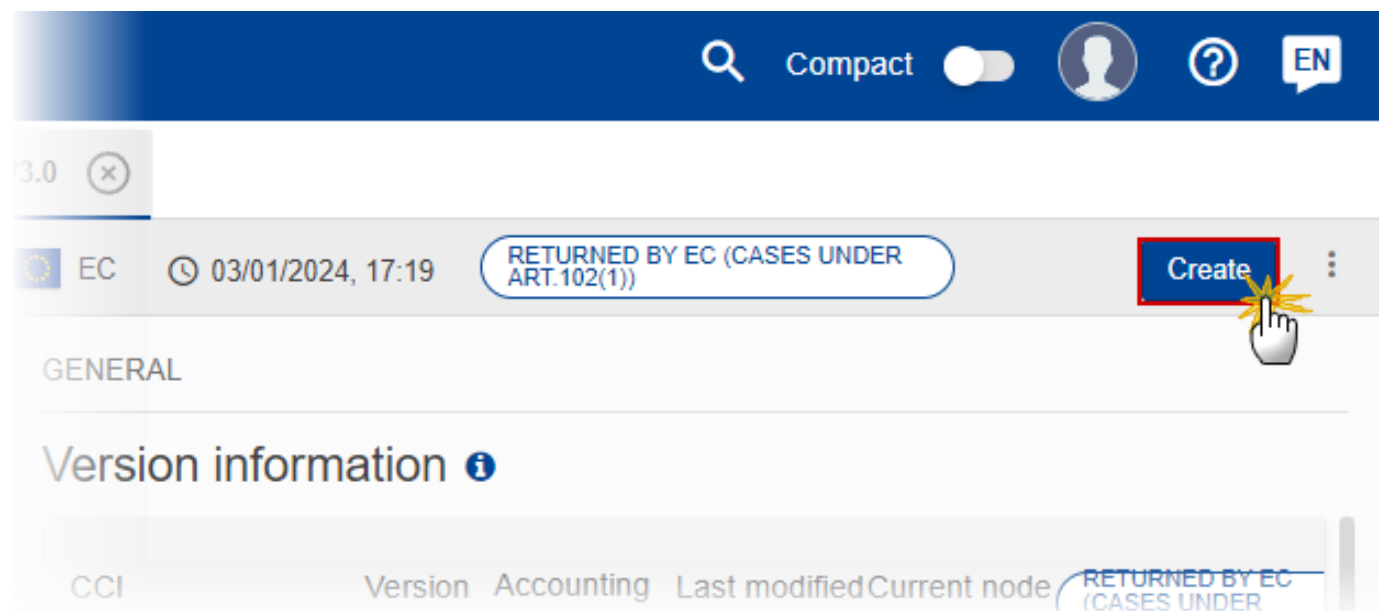
- (2) Enter the *Document date*.
- (3) Enter a *Local reference* if applicable.
- (4) Click on the **ADD** button to add a document.
- (5) Click on **CONFIRM**.

On success, the Accounts version status is set to **UNABLE TO ACCEPT (MS DISAGREED)**.

Create a New Version of the Accounts (AIB)

REMARK	<p>A new version of the Accounts can only be created when the last version is in status RETURNED BY EC (LEGALITY & REGULARITY), RETURNED BY EC (INCOMPLETE), RETURNED BY EC (IMMATERIAL OR CLERICAL ERRORS) or RETURNED BY EC (CASES UNDER ARTICLE 102(1)), or the last version of the Accounts is in status PARTIALLY ACCEPTED BY EC, ACCEPTED BY EC, ACCEPTED BY EC (FOLLOW-UP), ACCEPTED BY EC (WITH ADJUSTMENTS) or UNABLE TO ACCEPT (ADJUSTMENTS APPLIED) and at least one Element of the package is set to be modified.</p> <p>To create a new version, the User must have the role of MS Managing Authority or Body entrusted with the accounting function with Update rights (MSMAu/MSFAu).</p>
---------------	--

1. Click on the **CREATE** button to create a new version of the Accounts:



The system will ask you to confirm the creation of a new version:

Create new accounts version

CCI	Version	Accounting year	Last modified	Current node	
2021IT05SFPR002	2023.0	01/07/2023 - 30/06/2024	03/01/2024, 17:19	European Commission	RETURNED BY EC (CASES UNDER ART 102(1))

Cancel

Confirm

2. Click on **CONFIRM**.

On success, a new version of the Accounts has been created as a copy of the last version, with a version number identical to the previous and a working version number incremented by one. Its status is set to **OPEN**.