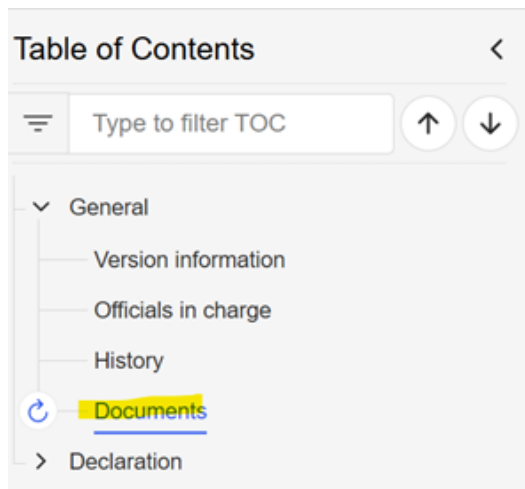


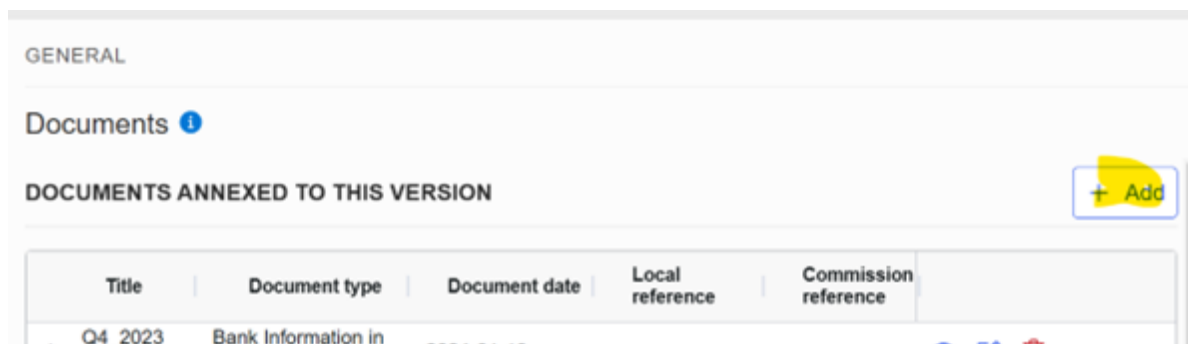
# [DoE EAFRD - Instructions for the submission of the "Recoveries from previous programming period"](#)

Follow the below instructions in order to send your “Recoveries from previous programming period” to the Commission.

1. Please go in SFC2021 and open your latest EAFRD quarterly declaration of expenditure: <https://webgate.ec.europa.eu/sfc2021/sfc-fo/execution/doe-eafrd/list>
2. Go the “General>Documents” section of this declaration:

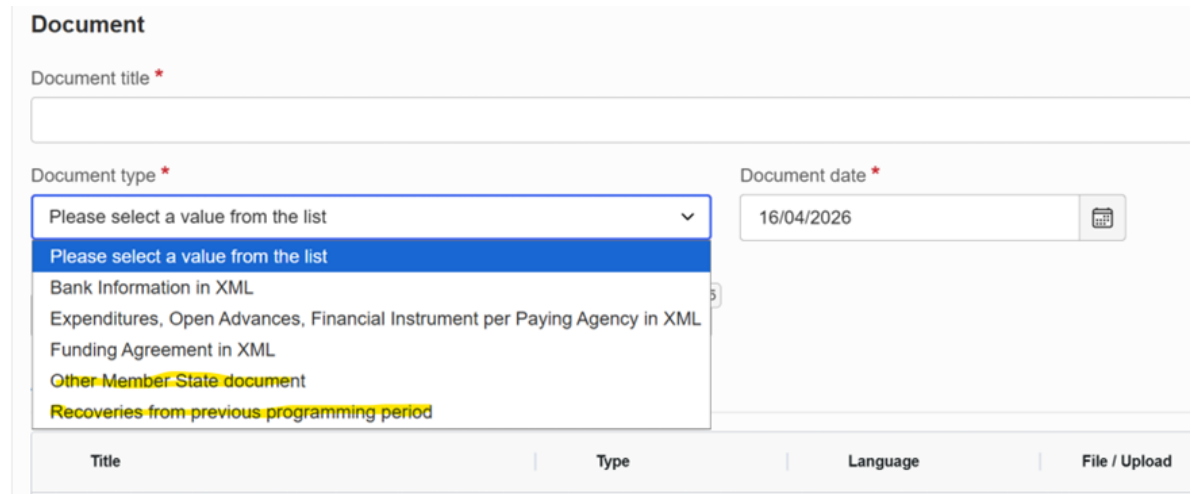


3. Click on “Add” (new document) button:



4. In the “Document type” select box, please select “Recoveries from previous programming period”.

**Important:** for Declaration 2026Q1, if the “Recoveries from previous programming period” is not available, please select instead “Other MS State document”.



The screenshot shows a form titled "Document". It has a "Document title" field, a "Document type" dropdown menu, and a "Document date" field. The dropdown menu is open, showing several options: "Please select a value from the list", "Bank Information in XML", "Expenditures, Open Advances, Financial Instrument per Paying Agency in XML", "Funding Agreement in XML", "Other Member State document", and "Recoveries from previous programming period". The "Recoveries from previous programming period" option is highlighted in yellow. The "Document date" field is set to "16/04/2026". Below the form is a table with columns: "Title", "Type", "Language", and "File / Upload".



5. Continue to fill the form and attach/upload your recoveries file.

**Important:** for Declaration 2026Q1, please attach/upload your recoveries **as an Excel file**, find template [here](#).

For the next declarations, we will ask you to send your recoveries **as an XML file** (as you are doing for the other information of your declaration).

More details about the structure of this new XML file will be provided at a later stage.

6. Once the form completely filled and the recoveries file attached/uploaded, please don't forget to click on “Save & Send” button if you want to immediately send it to the Commission (or just click on “Save” button, if you prefer to send it a little bit later. in this case don't forget to comeback on this form and click on “Save & Send” button).

File / Upload	Action
<a href="#">Browse</a> Choose file	 

[Cancel](#) [Save](#) [Save & Send](#)

**Important:** For declaration 2026Q1, “Recoveries from previous programming period”/ “Other MS State document” can be sent to EC before or even after the declaration 2026Q1 has been sent to EC.

Tags

[SFC2021](#)

[DOE](#)

[EAFRD](#)

[View PDF](#)